

WELCOME TO THE CANNON VALLEY FAIR

ADMISSION PRICES

GATE ADMISSION -----\$7 per day per person
Children age 5 and under -----Free
INDIVIDUAL SEASON PASS----- \$15

FREE PARKING TABLE OF CONTENTS

DIVISION

1. Cattle -----	25
2. Sheep-----	27
3. Goat-----	27
4. Agriculture-----	27
5. Flowers -----	29
6. Culinary -----	31
7. Needle and Fancy Work-----	34
8. Domestic Art -----	36
9. Garments and Accessories -----	36
10. Christmas and Country Crafts -----	37
11. Handicrafts -----	38
12. 4-H-----	41
13. FFA -----	41



GOLD STAR AMUSEMENTS *on the Midway during the fair*

- **Unlimited ride wristbands 1pm- 11pm**
- **Good for one day only • \$30.00/day/person**
- **Advance Sale Price - \$25.00/day/person**
- **Advance tickets available at Cannon Belles Coffee and IceCream Shop and Cannon Valley Specialties and Althoff's Hardware.**

Starting May 1, 2025

FAIR PROGRAM

FFA KIDDIE BARNYARD OPEN DAILY
POWER-UP VIDEO GAMING TRAILER OPEN DAILY 11:00AM-7:00PM
ALFY'S "WORLD OF ROBOTIC PUPPETS" JULY 5 & 6-ROAMING
CHALK THE WALL OPEN DAILY

SATURDAY, JUNE 28

9:00 a.m. 4H, FFA & WSCA Open Horse Show – Horse Arena

WEDNESDAY JULY 2

2:00 – 7:00 p.m. Open Class Exhibit Building Entry

2:00 – 7:00 p.m. 4H Building Exhibit Entry and Judging

THURSDAY JULY 3

KIDS DAY!

9:00 a.m. – 5:00 p.m. Livestock Entry

9:00 a.m. - 12:30 p.m. Girl Scouts Art Projects - LEGION PAVILION

10:00 a.m. Goodhue County Commissioners Meeting - PAVILION

10 a.m - Noon Wanda the Clown - STROLLING THE GROUNDS

11 a.m - 11:30 a.m. Zeko & Vito Show - FREE STAGE

1:00 p.m - 11:00 p.m. Gold Star Amusements OPEN - All Day Wristband Special

1:00 p.m. – 3:00 p.m. Wanda the Clown - STROLLING THE GROUNDS

1:30 p.m - 2:00 p.m. Zeko & Vito Show - FREE STAGE

2 p.m. DEMO DERBY Pit Gates Open

3:00 p.m - 5:00 p.m. Cannon Valley Youth Jackpot Market Sheep Show Weigh-In and Check-In

6:00 p.m. Cannon Valley Youth Jackpot Market Sheep Show

6:00 p.m. DEMO DERBY Starts

9:00 p.m - Midnight THE BOOZE CRUIZERS - FREE STAGE

FRIDAY, JULY 4

VETERAN & SENIOR CITIZEN DAY, FREE GROUNDS ADMISSION DAY!

11 a.m. Grande Day Parade Starts

1 p.m - 11 pm. Gold Star Amusements OPEN - All Day Wristband Special

2 p.m. Harness Horse Races - GRANDSTAND - FREE Admission

3 p.m. 4-H Dog Project Demonstration - ARENA

8:00 p.m - Midnight CURSED BY LIGHTNING - FREE STAGE

Dusk Firework Show

FAMILY FUN FOR EVERYONE!

FAIR PROGRAM

SATURDAY, JULY 5

8:30 a.m. 4H & FFA Dairy Show - ARENA
 10 a.m. 4-H & FFA Goat Show - SHEEP ARENA
 10:30 a.m - 11:30 a.m. Dr.Street Magician - STROLLING THE GROUNDS
 11:00 a.m - 1:00 p.m. Caricatures by Jen - PAVILION
 Noon Dr.Street Magic Show - FREE STAGE
 Noon District VI Holstein Show
 1 p.m - 11 p.m. Gold Star Amusements OPEN - All Day Wristband Special
 1 p.m. Auto Cross Pit Gate Opens
 2 p.m - 3 p.m. Dr.Street Magician - STROLLING THE GROUNDS
 2 p.m - 4 p.m. Caricatures by Jen - PAVILION
 3:00 p.m - 6 p.m. Cannon Valley Youth Jackpot Beef Check-In and Weigh-In
 3:30 p.m. Dr.Street Magic Show - FREE STAGE
 5:00p.m. Auto Gross Starts - GRANDSTAND
 6:00 p.m. 4-H & FFA Beef Show - ARENA
 7:00 p.m. Cannon Valley Youth Jackpot Beef Show
 8:30 p.m - Midnight THE DAD'S BAND - FREE STAGE

SUNDAY JULY 6

9:00 a.m. 4-H & FFA Sheep Show followed by Open Class Sheep Show - SHEEP ARENA
 10:00 a.m. 4-H & FFA Rabbit Show followed by 4-H & FFA Poultry Show
 11:00 a.m. Auto Cross Pit Gate Opens
 1:00 p.m - 11:00 p.m. Gold Star Amusement Rides Open — All Day Wristband Special
 2:00 p.m. 4-H Demonstrations - 4-H BUILDING
 3:00 p.m. Auto Cross Starts - GRANDSTAND
 6:00 p.m - 8:00 p.m. Livestock & Building Exhibits Released
 7:00 p.m - 10:00 p.m. Mark Perkins - FREE STAGE



Grande Day Parade
 July 4 – 11 AM



Fireworks Show
 July 4 Dusk

2025 CANNON VALLEY FAIR LIVESTOCK SHOWS *and* ENTRIES

JUNE 28

9 a.m. 4-H, FFA Horse Show and Open WSCA Games Show

JULY 3

9 a.m. - 5 p.m. Livestock Entry

3 - 5 p.m. Cannon Valley Youth Jackpot Market Sheep Check-In and Weigh-In

6 p.m. Cannon Valley Youth Jackpot Market Sheep Show

JULY 4

3 p.m. 4-H Dog Project Demonstration Arena

JULY 5

8:30 a.m. 4-H and FFA Dairy Show

10:00 a.m. 4-H and FFA Goat Show Sheep Arena

Noon District VI Holstein Show

3:00 p.m - 6:00 p.m Cannon Valley Youth Jackpot Beef Check-In and Weigh-In

6:00 p.m. 4-H and FFA Beef Show

7:00 p.m. Cannon Valley Youth Jackpot Beef Show


JULY 6

9:00 a.m. 4-H and FFA Sheep Show followed by Open Class Sheep Show Sheep Arena

10:00 a.m. 4-H and FFA Rabbit Show followed by 4-H and FFA Poultry Show Arena

2:00 p.m. 4-H Demonstrations 4-H Building

6 - 8p.m. Building Exhibits and Livestock Released





The Cannon Falls Ridge Riders and the Cannon Valley Fair present you with TWO shows in ONE day **Saturday, June 28, 2025 - 9 a.m.**

Lunch break • Water available on site

Contact Info: ALAINA (651) 808-1692 Email: arraina45@gmail.com

Show Committee reserves the right to combine classes/make changes without prior notice.

★ A paper photocopy of your current negative Coggins test must be provided to the
Cannon Valley Fair for our records.

Open to all 4-H Counties

4-H & FFA Youth Show (No Fees)

Classes shown according to 4-H and FFA Rules

Premiums: Blue, \$4; Red, \$3; White, \$2

CLASS 4200 - Cloverbud Horse Class	CLASS 4240 - Western Horsemanship
CLASS 4210 - Halter Showmanship	CLASS 4250 - Western Pleasure
CLASS 4220 - English Pleasure	CLASS 4260 - Pole Weaving
CLASS 4230 - English Equitation	CLASS 4270 - Barrels

See page 51 for Lot's

Followed by:

Open WSCA Games Show

Shown according to WSCA Rules.

Entry Fees: \$5 per class

- | | |
|-------------------------------------|-------------------------------------|
| 1. Egg & Spoon, 13 & under | 13. Cloverleaf Barrels - 11-13 |
| 2. Egg & Spoon, 14-17 | 14. Cloverleaf Barrels - 14-17 |
| 3. Egg & Spoon, 18 & over | 15. Cloverleaf Barrels - 18 & over |
| 4. Pole Weaving, 10 & under | 16. Jumping Figure 8 - 13 & under |
| 5. Pole Weaving, 11-13 | 17. Jumping Figure 8 - 14-17 |
| 6. Pole Weaving, 14-17 | 18. Jumping Figure 8 - 18 & over |
| 7. Pole Weaving, 18 & over | 19. Speed Dash -- 13 & under |
| 8. Key Race w/Poles - 10 & under | 20. Speed Dash -- 14-17 |
| 9. Key Race w/Poles - 11-13 | 21. Speed Dash -- 18 & over |
| 10. Key Race w/Poles - 14-17 | 22. One Barrel Pennant - 13 & under |
| 11. Key Race w/Poles - 18 & over | 23. One Barrel Pennant - 14-17 |
| 12. Cloverleaf Barrels - 10 & under | 24. One Barrel Pennant - 18 & over |

AUTO CROSS

SATURDAY & SUNDAY, JULY 5 & 6

Pit gate open at 11:00

Grandstand Ticket Gates Open 1:30 P.M

- Compact Car 4 cyl
- Compact Car 4 cyl AWD
- Mid Size Car 6 cyl
- Mid Size Car 6 cyl Powder Puff
- Mini Vans
- Full Size Car
- Full Size Car Front Wheel Drive
- Full Size Car Rear Wheel Drive
- Compact Truck/SUV No V8
- Compact Truck/SUV V8
- Full Size Truck 2x4
- Full Size Truck 4x4



ADULTS: \$15 – CHILDREN 12 & UNDER, \$5 • PIT PASS: \$25
For rules and regulations go to: www.cannonvalleyfair.org

SATURDAY JULY 5

SUNDAY, JULY 6



Mark Perkins



DEMOLITION DERBY

THURSDAY, JULY 3 - 6 PM

Pit gate open at 2:00 P.M

Grandstand Ticket Gates Open 3:00 P.M

- Mega Stock Mid Size Car (Youth)
- Mega Stock Mid Size Car (Adult)
- Mega Stock Mini's
- Mega Stock 80's & Newer
- Mega Stock Full Size Truck
- Limited Weld Mid Size Car
- Limited Weld Mini's
- Limited Weld Full Size Car
- Limited Weld Full Size Truck

Pre Registration Online



ADULTS: \$15 – CHILDREN 12 & UNDER, \$5 • PIT PASS: \$25

For rules and regulations go to: www.cannonvalleyfair.org

HARNESS HORSE RACING

FRIDAY, JULY 4 - 2 PM



8:30 PM – Midnight



Fireworks
July 4 – Dusk

FREE ADMISSION & FREE PROGRAMS

2025

Due to limited space
Pre-Registration is
REQUIRED for ALL Livestock
Open Class and 4-H by
June 25, 2025
First come First served



CANNON VALLEY FAIR

P.O. Box 384 ~ Cannon Falls, MN 55009 ~ 507-263-3548

Livestock Identification Form

Completed form must accompany livestock upon arrival.

Exhibitor Name _____ Date _____

Address _____

Phone _____ Email _____

Signature _____

Species	Class	Date of Birth	Identification No.	Premises ID #

CANNON VALLEY FAIR

P.O. Box 384 ~ Cannon Falls, MN 55009 ~ 507-263-3548

PLEASE NOTE

Please pre-register with the following:

Sheep

Julia Scholl
11850 County 1 Blvd.
Goodhue, MN 55027
612-290-3468
Jkscholl612@gmail.com

Goat

Betty Dicke
35768 County 2 Blvd.
Goodhue MN 55027
507-273-3218

Beef and Dairy

Nancy Hovel
33099 Co. 25 Blvd.
Cannon Falls, MN 55009
651-258-4481

OPEN CLASS LIVESTOCK ENTRY FORM CANNON VALLEY FAIR

Pre-Registration is REQUIRED; please respond by June 25, 2025

Division	Class	Lot	Fee	Describe Entry

Exhibitor Name _____ Phone _____

Address _____ County _____

Reserve _____ stalls for dairy; Reserve _____ stalls for beef
Reserve _____ stalls for sheep; ¹¹ Entry fee is non-refundable

CANNON VALLEY FAIR

P.O. Box 384 ~ Cannon Falls, MN 55009 ~ 507-263-3548

OPEN CLASS ENTRY FORM

(Division 4 – Agriculture)

(Division 5 – Flowers)

Use separate entry blank for each exhibitor; may be duplicated

Entry Day, July 2, 2025, 2pm – 7pm registration available.

Mail to:

Joyce Rapp (Superintendent)

33935 County 8 Blvd.

Cannon Falls, MN 55009

(952) 239-9230

Mailed or Emailed
pre-registration must
be received no later than
June 23, 2025.

agandflowers@cannonvalleyfair.org

Pre-Registration Strongly Encouraged

Exhibitor Name _____ Age _____ Phone _____

Address _____ Email _____

City _____ State _____ Zip _____

Division	Class	Lot	Article – use exact premium list wording

CANNON VALLEY FAIR

P.O. Box 384 ~ Cannon Falls, MN 55009 ~ 507-263-3548

OPEN CLASS ENTRY FORM

(Division 6 - Culinary)

Use separate entry blank for each exhibitor; may be duplicated

Entry Day, July 2, 2025, 2pm – 7pm registration available.

Mail to:

Kay Sabin (Superintendent)
720 Minnesota Street W
Cannon Falls, MN 55009
(612) 756-2682

Mailed or Emailed
pre-registration must
be received no later than
June 23, 2025.
culinary@cannonvalleyfair.org

Pre-Registration Strongly Encouraged

Exhibitor Name _____ Age _____ Phone _____

Address _____ Email _____

City _____ State _____ Zip _____

Division	Class	Lot	Article – use exact premium list wording

Entries are open to anyone whose exhibits represent a recreational hobby and are not used as a means of livelihood.

All work must be done by the exhibitor.

CANNON VALLEY FAIR

P.O. Box 384 ~ Cannon Falls, MN 55009 ~ 507-263-3548

OPEN CLASS ENTRY FORM

(Division 7 - 11)

Use separate entry blank for each exhibitor; may be duplicated

Pre-Registration optional but helpful.

Entry Day, July 2, 2025, 2pm – 7pm registration available.

Mail to:

Sandy Hanson

11655 367th Street

Cannon Falls, MN 55009

(612) 309-2856

s2shanske@gmail.com

Needle + Fancy work

Domestic Arts

Garments + Home Accessories

Christmas + Country Crafts

Handicrafts

**Mailed pre-registration must
be received no later than
June 25, 2025.**

Superintendent:

Sandy Hanson

s2shanske@gmail.com

(612) 309-2856

Exhibitor Name _____ Age _____ Phone _____

Address _____ Email _____

City _____ State _____ Zip _____

Division	Class	Lot	Article – use exact premium list wording

Entries are open to anyone whose exhibits represent a recreational hobby and are not used as a means of livelihood.

All work must be done by the exhibitor.



CANNON VALLEY FAIR

P.O. Box 384 ~ Cannon Falls, MN 55009 ~ 507-263-3548



ENTRY FORM (4-H or FFA)

Use separate entry blank for each exhibitor; may be duplicated!

Entry Day

July 2, 2025

2 – 7pm

Check One

4-H ☐

4-H County _____

FFA ☐

FFA Chapter _____

Superintendents:

Kathy Hupf

507-581-1229

Mail to:

Kathy Hupf

4044 260th St. E

Randolph, MN 55065

Email to:

kathyhupf@yahoo.com

507-581-1229

Livestock Pre-Registration Required by June 25, 2025

Pre-Registration Strongly Encouraged by June 25, 2025

Name _____ Age _____ Phone _____

Address _____

City _____ State _____ Zip _____

4-H Club _____ e-mail: _____

(Full Club name)

Class	Lot	Entry Description

★ F U N A T T H E F A I R ★





F
U
N

A
T

T
H
E

F
A
I
R



FAIR BOARD OFFICERS

PRESIDENT: Ferlin Miller

VICE PRESIDENT: Rodney Braatz

SECRETARY: Betty Dicke

TREASURER: Andrea Dolan

DIRECTORS: Bailey Braatz, Brady Braatz, Rodney Braatz, Betty Dicke, Andrea Dolan, Jamey Dolan, Joel Erickson, Bill Heinlein, Nancy Hovel, Greg Kurtz, Stacy Kurtz, Matt Melhouse, Jill Medcraft, Ferlin Miller, Tonyia Nelson, Matt Norstad, Shannon Norstad

ASSOCIATE DIRECTORS: Tyler Hoffman, Jeff Seubert, Robin Stewart, Kayla Walker

HONORARY DIRECTORS:

Dick Daniels, Mary Lorentz, Ray Rapp

2025 COMMITTEES

Social Media, Publicity & Signage

Shannon Norstad, Chair – 507-298-1155

Nancy Hovel, Kayla Walker & Matt Norstad, Jamie Dolan

Gate & Parking – Bill Heinlein, Chair – 507-421-8058

Rodney Braatz & Ferlin Miller

Commercial Exhibits and Concessions

Greg Kurtz, Chair – 507-291-0348

Parade – Heather Johnson, Chair – 612-226-3599

Jamey & Andrea Dolan

Decorations – Tonyia Nelson, Chair – 612-432-4686

Non-Grandstand – Stacy Kurtz, Chair – 507-581-0113

Jill Medcraft

Grandstand – Rodney Braatz Chair – 507-581-2642

Bailey Braatz, Ferlin Miller, Bill Heinlein & Brady Braatz

4-H and Open Class & Livestock

Nancy Hovel, Chair – 651-764-2201/Sandy Hanson 612-309-2856

Shannon Norstad, Mark Wysocki, Betty Dicke, Arnie Mlsna, Kathy Hupf, Margie Wysocki, Julie Scholl, Derek Stehr & Jessica Anderson

Grounds/Maintenance – Bill Heinlein, Chair – 507-421-8058

All Directors & Associates

Long Range Planning

Ferlin Miller Chair – 612-616-7328

Nominating – Ferlin Miller Chair – 612-616-7328

Shannon Norstad, Stacy Kurtz

Beer Concessions

Rodney Braatz, Chair – 507-581-2642

Joel Erickson & Josh Banks

Handbook – Kayla Walker, Chair – 507-226-5654

Shannon Norstad, Nancy Hovel

ANNOUNCEMENTS

The Directors of the Cannon Valley Fair Association present you with a copy of its Premium List for the 110th annual Cannon Valley Fair to be held on its grounds at Cannon Falls, MN, July 3, 4, 5 and 6, and wish to extend a hearty welcome to all to attend the fair.

We want you to feel that this is your fair and that your interest and cooperation is necessary for its success. Plan ahead to exhibit in all the departments you can. This year nature again promises to be lavish in her efforts to provide you with the products of the soil. Bring them in and compare your efforts with others. Let us all pull together and make this one of the best fairs in the state.

EMERGENCY

In case of an emergency at the fairgrounds, the fair office, located on the grounds have a public telephone available. The Cannon Falls police are on duty throughout the fair and can be contacted. The fair office is open from 8 a.m. to 10 p.m. daily. The fair phone number is 507-263-3548.

PUBLIC NOTICE TO ALL CONCERNED

1. While the greatest possible care will be executed by the management to protect patrons of the Cannon Valley Fair, each individual will be held personally responsible for his or her actions, and the management will not be accountable or responsible for any injury.
2. The Cannon Valley Fair Agricultural Society management assumes no liability for loss or damage to any property, to the concessionaire, exhibitor or patron due to theft, fire, tornado, weather conditions or other causes.
3. The Directors of the Cannon Valley Fair reserve the right to refuse any offensive or obscene exhibits which, in the judgement of the Fair Board, would be offensive to the general public.
4. Any group or person that conducts a protest action must limit its activity to the location designated by the Cannon Valley Fair Board. The designated location is past the grandstand just east of the Sprint tower on the fairgrounds property. No entrances or exits may be obstructed or limited in any way. No pets allowed.
5. No firearms allowed.
6. It shall be the policy that during the period of the Cannon Valley Fair, no dogs or other pets shall be allowed on the fairgrounds. These are the exceptions:
 - a. Certified service animals should be currently vaccinated against rabies and accompanied by a rabies vaccination certificate;
 - b. Dogs or other pets may be allowed when part of an exhibition or demonstration authorized by the board;
 - c. Carnival owner/operators - dogs must be housed during fair hours.
7. No Alcohol or Grills on the Fairgrounds. Please support our Fair Vendors.
8. No Smoking, Vaping, E-Cigarettes, Marijuana on the Fairgrounds.

GENERAL RULES AND REGULATIONS

These rules have been adopted by the Cannon Valley Fair Board of Directors and no exceptions will be made. Study the rules carefully to avoid errors. Anyone with disagreements or concerns, contact fair board officers.

1. Rules and regulations will be strictly adhered to.
2. All entries must be made to the superintendent of the departments.
3. All exhibits entered must remain in place until 6 p.m. July 6. If exhibits are removed before 6 p.m. on July 6, no premiums will be paid. Building exhibits will be released from 6-8 p.m. on July 6.
4. Premiums will not be awarded on articles that are inferior or not considered worthy by the judge, regardless of lack of competition.
5. All articles exhibited and not called for two days after the fair will be considered donated to the society.
6. Exhibits are allowed from any county in Minnesota.
7. Exhibits must be entered in the name of the bona fide owners. Exhibits must have been raised or made by the exhibitors during the current year.
8. No exhibit will be assigned to a place on the grounds until entry has been made. Each entry tag shall be attached to the entry itself, pen, or receptacle in which it is shown.
9. Every article in competition must correspond in number and description within the premium list, and be in its proper class, in order to obtain premiums.
10. All protests and appeals must be made in writing to the secretary before the close of the fair. Any interference by exhibitors to influence or dictate the decisions of the judges will be sufficient cause for excluding the exhibit from competition.
11. Anyone who wishes to give any special premiums must have these awards approved by the secretary or superintendent of the division beforehand to see that they conform to the general classification of the fair association.
12. The association will take every precaution in its power for the preservation of articles and stock on exhibition, but it cannot be responsible for any loss or damage that may occur in the delivery, exhibition or removal of the exhibits.
13. The awards on entries shall be designated by ribbons or cards as follows: First premiums, blue; second, red; third, white; fourth, yellow; fifth, pink; sixth, green; seventh, light green; sweepstakes, purple.
14. When a sum of money is to be paid out pro rata, the apportionment shall be according to the merits of the individual exhibits.
15. No person shall be permitted to distribute advertising matter on the grounds except from their place of business or exhibit. The tacking or posting of any advertisement, bill, card, etc., other than within the space occupied by exhibitors is strictly prohibited. The distribution of hand bills, flyers, etc., will not, under any circumstances, be permitted. Anyone violating this rule will be liable to a fine or expulsion from the grounds.
16. If the receipts prove insufficient to meet all demands, the society reserves the right to first pay all bona fide expenses of the fair and pay premiums with the balance on hand.
17. No pets allowed on grounds.
18. All checks not cashed within 90 days will be forfeited to the Association.
19. No smoking or alcoholic beverages allowed in any buildings, grandstand or bleacher areas. E-cigs included.

RULES FOR LIVESTOCK EXHIBITORS

1. No exhibitors of livestock shall be allowed to make more than two entries in an individual lot, one entry per group.
2. Special attention to all livestock exhibitors -- All animal health regulations governing public exhibition of livestock and poultry as specified by the MN Board of Animal Health Entrance Requirements(www.bah.state.mn.us). Official health certificates or forms are required on all livestock. See your local veterinarian for these regulations. All horse exhibitors must bring required proof of current negative Coggin's (within 12 months prior to show date) to the fair. Any animals with warts or ringworm will not be allowed on fairgrounds.
3. All Goats and sheep need to have an USDA scrapies eradication ID tag or tattoo. All goat premise papers to be filed with the fair office according to state regulations.

All Goats and sheep that are within 30 days of giving birth (either before or after birthing) may not be exhibited.
4. All classes of livestock except horses call for registered stock. All cattle and sheep should be accompanied by certificate of registry showing that the animal is properly registered in the studbook, herdbook or flockbook, which is recognized as being authentic for the breed. These papers must be available to the superintendent of the department on request.
5. All cattle (Beef and Dairy) tagged/identified on or after Nov 5 2024 MUST have an RFID tag.(per USDA + BAH rulings) www.mn.gov/bah.
6. Exhibitor must keep their stock, stalls and pens in good, neat condition and open for inspection from 10 a.m. to 10 p.m. and must furnish their own roughage, feed, bedding, etc.
7. Exhibitors of livestock must inform themselves when their stock will be judged. Stock must be in the show ring promptly after being called, and any exhibitor failing to comply with this order will be ruled out of competition.
8. Sires, dams and groups entered as such must be owned by the individual or firms exhibiting them, but the progeny of animals may be shown simply as proof of their breeding qualities without such ownership.
9. FFA and 4-H animals may be shown in open class show but must be entered in both classes on entry day.
10. All manure must be hauled to the designated holding area. Wash rack area must be kept clean at all times.
11. Health requirements - Health papers from animals originating outside of MN will be required.
12. All animals are subject to an examination by the onsite veterinarian.



2025 DISTRICT 6 HOLSTEIN SHOW

July 5 — Noon

ENTRY DEADLINE:
JUNE 15, 2025

Send entries to:

Jim Brown
37077 190th Ave.
Goodhue, MN 55027
651-226-3619



CLASSES

Novice: Exhibitor must be 9 years of age or younger. Animal must be born between Dec. 1, 2024 and May 31, 2025.

Spring Heifer Calf: March 1, 2025 - May 31, 2025.

Winter Calf: Dec. 1, 2024 - Feb. 28, 2025.

Fall Calf: Sept. 1, 2024 - Nov. 30, 2024.

Summer Yearling: June 1, 2024 - Aug. 31, 2024.

Spring Jr. Yearling: March 1, 2024 - May 31, 2024.

Winter Sr. Yearling: Dec. 1, 2023 - Feb. 28, 2024.

Fall Sr. Yearling: Sept. 1, 2023 - Nov. 30, 2023.

Jr. Best 3 Females: Bred and owned by exhibitor, to consist of 3 animals under 2 years of age, none of which have freshened. Each exhibitor is limited to one entry.

Unfresh 2-year-old: March 1, 2023 - Aug. 31, 2023.

Dry 3 & 4 year old: Sept. 1, 2020 - Aug. 31, 2022.

Dry Aged Cow: Born before Sept. 1, 2019.

Jr. 2-year-old in milk: March 1, 2023 - Aug. 31, 2023.

Sr. 2-year-old in milk: Sept. 1, 2022 - Feb. 28, 2023.

Jr. 3-year-old in milk: March 1, 2022 - Aug. 31, 2022.

Sr. 3-year-old in milk: Sept. 1, 2021 - Feb. 28, 2022.

4-year-old in milk: Sept. 1, 2020 - Aug. 31, 2021.

5-year-old in milk Sept. 1, 2019 - Aug. 31, 2020.

Aged cow in milk born before Sept. 1, 2020.
125,000 lb. Cow: Lifetime production must be verified by official DHIA production records. Cows entered in this class will not be eligible to show in the aged cow class.

GROUP CLASSES

Best 3 Females: Three females, any age, all bred and at least one owned by exhibitor. Limit: One entry/exhibitor.

Produce of Dam: To consist of two animals, any age, the produce of one cow, the dam must be named. Each exhibitor is limited to one entry from the same dam.

Daughter and Dam

County Herd: To consist of four animals, from three different exhibitors within your county.

WSCA OPEN FAIR HORSE SHOW

Hosted by the

Cannon Falls Ridge Riders Saddle Club

Horse exhibitors must bring proof of a current negative Coggin's Test (within 12 months prior to show date) to the fair. Please bring a copy for our records.



June 28, 2025

9 a.m. - 4-H and FFA Horse Show
Followed by WSCA Open Show

Open WSCA Games Show

Entry Fee: \$5 per class

Contact: Alaina Dettling, 651-808-1692

Email: arraina45@gmail.com

WSCA rules apply to the following classes

1. Egg & Spoon, 13 & under
2. Egg & Spoon, 14-17
3. Egg & Spoon, 18 & over
4. Pole weaving, 10 & under
5. Pole weaving, 11-13
6. Pole weaving, 14-17
7. Pole weaving, 18 & over
8. Key Race w/Poles, 10 & under
9. Key Race w/Poles, 11-13
10. Key Race w/Poles, 14-17
11. Key Race w/Poles, 18 & over
12. Cloverleaf Barrels, 10 & under
13. Cloverleaf Barrels, 11-13
14. Cloverleaf Barrels, 14-17
15. Cloverleaf Barrels, 18 & over
16. Jumping Figure 8, 13 & under
17. Jumping Figure 8, 14-17
18. Jumping Figure 8, 18 & over
19. Speed Dash, 13 & under
20. Speed Dash, 14-17
21. Speed Dash, 18 & over
22. One Barrel Pennant, 13 & under
23. One Barrel Pennant, 14-17
24. One Barrel Pennant, 18 & over

DIVISION 1 — CATTLE

Gary & Nancy Hovel, 651-258-4481 Superintendents

★ Milking Cows only released following show ★

The entry fee for each animal is \$2.

Only purebred and registered stock can be entered for premiums.

Two entries will be allowed each exhibitor in any class.

Holstein Judging, July 5, 2025 — 12:00 p.m

All other breeds Judging July 5, 2025

Following 4-H/FFA Show

DAIRY CATTLE

CLASSES

1 Holstein; 2 Jersey; 3 Guernsey; 4 Milking Shorthorn;
5 Brown Swiss; 6 Ayrshire.

Premiums: Lots 1 through 8, and 23 through 26: 1st
- \$18; 2nd - \$15; 3rd - \$12; 4th - \$9; 5th - \$6;

Lots 9 through 19: 1st - \$25; 2nd - \$20; 3rd - \$15; 4th
- \$10; 5th - \$5.

Lots 20, 21 & 22: Ribbon only.

Lot:

Female

1—Spring calf born between March 1, 2025 and May 31, 2025.

2—Winter calf born between Dec. 1, 2024 and Feb. 28, 2025.

3—Fall calf born between Sept. 1, 2024 and Nov. 30, 2023.

4—Summer yearling born between June 1, 2023 and Aug. 31, 2024.

5—Spring yearling born between March 1, 2024 and May 31, 2024.

6—Winter yearling born between Dec. 1, 2023 and Feb. 28, 2024.

OPEN CLASS



LIVESTOCK EXHIBITORS

All exhibitors are held to the ethics standards set by the International Association of Fairs and Expositions. Breach of ethics standards will result in consequences determined by the Fair Board and Superintendents. All livestock exhibitors are required to have a signed copy of the IAFE National Code of Show Ring Ethics on file with the 4-H office.

GROUPS

Each exhibitor will be limited to winning but one premium in each group class.

- 23 – Best three females, any age and all bred and owned by exhibitor.
- 24 – Produce of dam, two animals, any age, the produce of one cow.
- 25 – Dairy herd, three cows that have freshened. All to be owned by exhibitor.
- 26 – Dam daughter.

BEEF

Premiums: 1st, \$18; 2nd, \$15; 3rd, \$12; 4th, \$9; 5th, \$6.

Judged July 3

Following the 5 p.m. 4-H Show



CLASSES

- 7 - Beef Shorthorn; 8 - Herefords; 9 - Angus;
- 10 - Simmental; 11 - Limo; 12 - Commercial;
- 13 - Other Breeds

Lot

- 1 – Bulls, calved between Jan. 1, 2025 and April 30, 2025.
- 2 – Jr. Heifer Calf, Jan. 1, 2025 - April 30, 2025.
- 3 – Fall Heifer Calf, Sept. 1, 2024 - Dec. 31, 2024.
- 4 – Summer Heifer Yearling, May 1, 2023-Aug. 31, 2023
- 5 – Junior Heifer Yearling, Jan. 1, 2024-April 30, 2024.
- 6 – Senior Heifer Yearling, Sept. 1 - Dec. 31, 2024.
- 7 – Cow Calf Pair, calf must be born after Jan. 1 of current year.
- 8 – Get of Sire, 3 animals from same sire, any age, any sex, owned by exhibitor.
- 9 – Pair of Females bred and owned by exhibitor.

CANNON VALLEY YOUTH JACKPOT BEEF SHOW

July 5, 2025

Entry: 3-6 p.m.

Show: 7: p.m.

Open to all youth under 21 years of age

Registration: \$40/animal

Day of Show: \$40

**Contact person: Aaron Stark
507-649-7931**

**Request information by e-mail:
cvfjackpotbeef@gmail.com**

**Entry forms available
at the Cannon Valley Fair website:
www.cannonvalleyfair.org**



DIVISION 2 — SHEEP
Julia Scholl, Superintendent
11850 County 1 Blvd
Goodhue MN 55027
cell: 612-290-3468
e.mail: jkscholl612@gmail.com

Judging July 6, 2025, following the 4-H Show, Sheep Arena

The entry fee for each animal is \$2.50.
 All entries should be mailed to the Superintendent.
 Pre-registration is highly recommended to make things run more smoothly and on time.
 Please register by June 15.

Each exhibitor is limited to two entries in each individual lot and will be limited to three breeds of sheep and a total of thirty-six (36) head.

All sheep need to have a USDA scrapies eradication ID tag or tattoo with premise paper presented. All sheep that are within 30 days of giving birth (either before or after birthing) may not be exhibited.

Exhibitors are responsible for clean-up after shearing.
All out-of-state sheep need health papers to be allowed in fairgrounds.

Sheep must remain at the Cannon Valley Fair until 6pm July 6th.

PREMIUMS

1st 2nd 3rd 4th 5th 6th 7th

1 to 4 animals	\$10	\$8	\$6	\$4			
5 or more animals	\$10	\$8	\$7	\$6	\$5	\$4	\$3

Lot

- 1—Ram, 1 year and under 2
- 2—Fall Ram
- 3—Pair Fall Rams
- 4—January Ram
- 5—February Ram
- 6—March Ram
- 7—April Ram Lamb
- 8—Pair Ram Lambs
- 9—Yearling Ewe
- 10—Pair Yearling Ewes
- 11—Fall Ewe Lamb
- 12—Pair Fall Ewes
- 13—January Ewe Lamb
- 14—February Ewe Lamb
- 15—March Ewe Lamb
- 16—April Ewe Lamb
- 17—Pair Ewe Lambs
- 18—Get of Sire - 3 sheep, any age, the get of one ram
- 19—Exhibitor Flock - 5 sheep; 1 ram, 2 yrlg. ewes, 2 ewe lambs owned by exhibitor
- 20—Market Lamb - black face
- 21—Market Lamb - speckled face
- 22—Market Lamb - white face

Above Lots and Premiums pertain to the following classes:

CLASS 1 — Hampshire	CLASS 7 — Dorset
CLASS 2 — Cheviot	CLASS 8 — Shropshire
CLASS 3 — Southdown	CLASS 9 — Corridale
CLASS 4 — Columbia	CLASS 10 — Commercial
CLASS 5 — Suffolk	CLASS 11 — OTHERS
CLASS 6 — Montadale	CLASS 12 — Market Lambs

CANNON VALLEY YOUTH JACKPOT MARKET SHEEP SHOW

Open to all youth under 21 years of age

July 3, 2025, 6 p.m., Show Arena

Weigh-In 3-5 p.m., \$15 entry fee.

Each exhibitor may show up to three head. Animals must be in place by 5 p.m.

Contact person: Derek Stehr (507-226-3832)

Entry forms at: www.cannonvalleyfair.com



There will be three Lots:

- Lot #1 - Black face
- Lot #2 - Speckled face
- Lot #3 - White face

DIVISION 4 — AGRICULTURE

Joyce Rapp
Superintendent
952-239-9230

1. Entry day is July 2, 2025 2 - 7 p.m.
2. Entries can be picked up July 6, 2025 - 6 - 8 p.m.
3. Follow the Premium List requirements carefully. Exhibit exactly the required number of specimens. If an exhibit contains more or less than the required number, it automatically receives a White Ribbon, (regardless of the quality or condition of the vegetables; however it may be helpful to take along a few extra items to replace any that may be damaged en-route to the fair).

Please bring 6" paper plates for your display.

CLASS 1 — Corn

Premiums: 1st, \$3; 2nd, \$2; 3rd, \$1

Lot

- 1 — Best single ear
- 2 — Hybrid, any variety, 10 ears
- 3 — Popcorn, 10 ears
- 4 — Indian corn, 10 ears



CLASS 2 — Grain

Premiums: 1st, \$3; 2nd, \$2; 3rd, \$1

Lot

- 1 — Soybeans, 1 pint
- 2 — Spring wheat, 1 pint
- 3 — Winter wheat, 1 pint
- 4 — Barley, any variety, 1 pint
- 5 — Rye, any variety, 1 pint
- 6 — Oats, any kind, 1 pint
- 7 — Not specified



CLASS 3 — Grass Seed

Premiums: 1st, \$3; 2nd, \$2; 3rd, \$1

Lot

- 1 — Timothy, 1 pint
- 2 — Clover, any kind, 1 pint
- 3 — Millet, any kind, 1 pint
- 4 — Alfalfa, 1 pint
- 5 — Not specified

OPEN CLASS

CLASS 4 — Sheaves
Must be 2 to 3 inches at band
All items need to be grown by exhibitor.
Bring in a clear plastic bag.
Premiums: 1st, \$3; 2nd, \$2; 3rd, \$1

Lot

- 1 – Alfalfa
- 2 – Alsike
- 3 – Barley
- 4 – Clover, red
- 5 – Oats
- 6 – Rye
- 7 – Sunflower
- 8 – Timothy
- 9 – Winter Wheat
- 10 – Corn, one stalk
- 11 – Spring Wheat
- 12 – Not specified



CLASS 5 — Vegetables
Premiums: 1st, \$3; 2nd, \$2; 3rd, \$1

1. With the exception of ripe tomatoes and muskmelon, all vegetables should be harvested and exhibited with their stems. Leaving the stems on helps prevent moisture loss in the produce.
2. All items need to be grown by the exhibitor.
3. Exhibits should be uniform in size, shape, color, maturity, and type.
4. Clean Exhibits with a soft brush or a soft dry cloth. Do Wash gently. Avoid excessive scrubbing that can cause bruising.
5. Stems should be cut to length of 2 inches.
6. Use white 6-8" paper plates to display your exhibit.
7. Variety name can be beneficial in some cases (can be put in beginning section).

Lot

- 1 – Asparagus - bunch of 6
- 2 – Beans, green - 8
- 3 – Beans, yellow wax - 8
- 4 – Beans, purple - 8
- 5 – Beets, 3
- 6 – Broccoli - 1 stem
- 7 – Cabbage, green
- 8 – Cabbage, red
- 9 – Cabbage, Chinese
- 10 – Carrots - 5
- 11 – Cauliflower - 1
- 12 – Celery - 1 bunch
- 13 – Cucumbers - 3
- 14 – Eggplant - 1
- 15 – Kohlrabi - 3
- 16 – Lettuce - 1 head
- 17 – Lettuce - leaf - 1 bunch in water
- 18 – Onions - red - 3
- 19 – Onions - white - 3
- 20 – Onions - yellow - 3
- 21 – Onions - green - 3
- 22 – Pea Pods - 8
- 23 – Peas - 8
- 24 – Peppers - banana - 3
- 25 – Peppers - green - 3
- 26 – Peppers - red - 3
- 27 – Peppers - yellow - 3
- 28 – Peppers, Jalapeños - 3



- 29 – Potatoes - red - 6
- 30 – Potatoes - russet - 6
- 31 – Potatoes - yellow, Yucan Gold - 6
- 32 – Potatoes - white - 6
- 33 – Radishes - red - 3
- 34 – Radishes - white - 3
- 35 – Rhubarb - 6 stalks with 2" fan leaf top
- 36 – Spinach - 1 bunch
- 37 – Squash, summer - 3
- 38 – Swiss Chard - 3
- 39 – Tomatoes - cherry - 6
- 40 – Tomatoes - red - 3
- 41 – Tomatoes - yellow - 3
- 42 – Turnips - 3
- 43 – Zucchini - 1
- 44 – Ugliest Vegetable
- 45 – Garden Box - Include 1 large veg. 2-3 medium veg. and 3-5 small veg. Will be judged on creativity of display
- 46 – Not specified

CLASS 6 — Fruit
Premiums: 1st, \$3; 2nd, \$2; 3rd, \$1
Display in a clean clear glass jar

Lot

- 1 – Apples - 4
- 2 – Cherries - 1 cup
- 3 – Blackberries - wild - 1 cup
- 4 – Currants - 1 cup
- 5 – Gooseberries - 1 cup
- 6 – Grapes - 1 cluster
- 7 – Raspberries - black - 1 cup
- 8 – Black Caps - wild - 1 cup
- 9 – Raspberries - red - 1 cup
- 10 – Strawberries - 1 cup
- 11 – Not specified



CLASS 7 — Herbs
Premiums: 1st, \$3; 2nd, \$2; 3rd, \$1
Three stems in clear glass container with water

Lot

- 1 – Anise
- 2 – Basil
- 3 – Borage
- 4 – Chives
- 5 – Cilantro
- 6 – Dill - spray of 3; stem of 24 inches
- 7 – Fennel
- 8 – Garlic Chives
- 9 – Hyssop
- 10 – Lavender
- 11 – Marjoram
- 12 – Mint
- 13 – Oregano
- 14 – Parsley
- 15 – Rosemary
- 16 – Sage
- 17 – Scented Geranium
- 18 – Tarragon
- 19 – Thyme
- 20 – Not specified



DIVISION 5 — FLOWERS

Joyce Rapp, Superintendent

952-239-9230

1. Entry day is July 2, 2025 2 - 7 p.m.
2. Entries can be picked up July 6, 2025 6 - 8 p.m.
3. Please bring a clean **narrow** necked clear glass containers for displaying flowers, no plastic containers will be allowed.
4. All exhibits need to be grown by exhibitor.
5. Some foliage should be left on if at all possible.
6. Labeling with the variety name is beneficial, but not required.
7. Use a Q-tip to remove any dirt from flowers & leaves.
8. Remove all foliage under water.
9. The show person reserves the right to correct an exhibit.
10. The decision of the judges are final.

CLASS 1 — Annual Cut Flowers Premiums: Blue \$3; Red, \$2; White, \$1

Lot

- 1—Ageratum - 3 blooms
- 2—Alyssum - 3 blooms
- 3—Aster - 3 blooms
- 4—Bachelor Buttons - 3 blooms
- 5—Begonia, wax - 3 stems
- 6—Bicopia - 3 stems
- 7—Calendula - 3 blooms
- 8—Canna, flower - 1 stem
- 9—Canna, leaf - 1 leaf
- 10—Celosia, crested - 3 stems
- 11—Celosia, plumed - 3 stems
- 12—Cosmos - 4 blooms
- 13—Dahlia - under 4" - 3 blooms
- 14—Dahlia - 4-6", 3 blooms
- 15—Dahlia, over 6" - 3 blooms
- 16—Gazania - 3 blooms
- 17—Geranium - 1 stem
- 18—Gerbera Daisy - 3 blooms
- 19—Impatiens - 3 stems w/leaves
- 20—Larkspur - 1 spike
- 21—Lily, calla - 1 stem
- 22—Love-in-a-Mist - 3 stems
- 23—Marigold, yellow, large over 3" - 3 blooms
- 24—Marigold, orange, large over 3" - 3 blooms
- 25—Marigold, yellow, medium 2-3" - 3 blooms
- 26—Marigold, orange, medium 2-3" - 3 blooms
- 27—Marigold, bi-color or other, medium 2-3" - 3 blooms
- 28—Marigold, yellow, dwarf less than 2" - 5 blooms
- 29—Marigold, orange, dwarf less than 2" - 5 blooms
- 30—Marigold, bi-color or other, dwarf less than 2" - 5 blooms
- 31—Marigold, any other color not listed above - 3 blooms
- 32—Million Bells - Calibrachoa - 3 stems
- 33—Nasturtiums - double - 5 blooms
- 34—Nasurtiums - single - 5 blooms
- 35—Nicotiana - 3 stems
- 36—Pansies, same variety - 3 stems
- 37—Pansies, mixed variety - 3 stems
- 38—Petunias - single (plain, fringed or ruffled) - 3 stems, leaves attached
- 39—Petunias - double - 3 stems, leaves attached
- 40—Poppy - 3 blooms
- 41—Salvia - 3 stems
- 42—Snapdragon - 3 stems
- 43—Statice - 3 stems
- 44—Strawflower - 3 blooms
- 45—Sunflower - 1 stem
- 46—Sweet Pea - 3 stems
- 47—Verbena - 3 blooms
- 48—Viola - 3 blooms
- 49—Zinnias - 5 blooms
- 50—Any other annual not previously listed - 3 stems



CLASS 2 — Perennial Cut Flowers Premiums: Blue \$3; Red, \$2; White, \$1

Lot

- 1—Allium - 1 stem
- 2—Aster - 3 blooms
- 3—Astilbe - 3 stems
- 4—Baby's Breath - 1 stem
- 5—Balloon Flower, Platycodon - 1 stem
- 6—Bee Balm, Monarda - 3 stems
- 7—Bell Flower, Campanula - 3 stems
- 8—Black eyed Susan - Rudbeckia - 3 stems
- 9—Candy Tuft - 3 stems
- 10—Carnations - 3 blooms
- 11—Clematis - 3 blooms
- 12—Columbine, Aquilegia - 3 stems
- 13—Coneflower, Echinacea - colored - 3 blooms
- 14—Coral Bells - 3 leaves
- 15—Coral Bells - flower - 3 blooms
- 16—Cornflower - 3 blooms
- 17—Coreopsis, Lance Leaf - 3 stems
- 18—Coreopsis - threadleaf - 3 stems
- 20—Cranesbill, geranium - 3 stems
- 21—Daisy - Shasta - 3 blooms
- 22—Delphinium - 1 stem
- 23—Dianthus - single - 3 stems
- 24—Dianthus - double - 3 stems
- 25—Fern Frond - 1 stem
- 26—Feverfew - 3 stems
- 27—Forget-Me-Not - 3 blooms
- 28—Blanket Flower, Gallardia - 3 blooms
- 29—Gayfeather - 3 stem
- 30—Grasses - 6 stems - Ornamental
- 31—Hemerocallis - Day Lily - 1 stem
- 32—Hydrangea - mophead - 1 stem
- 33—Hydrangea -Paniculata
- 34—Joe Pye Weed - 1 stem
- 35—Lady's Mantle - 3 stems
- 36—Lamium - 3 stems
- 37—Larkspur - 1 spike
- 38—Lily, asiatic - 1 stem
- 39—Lily, calla - 1 stem
- 40—Lily, oriental - 1 stem
- 41—Lily, orienpet - 1 stem
- 42—Lily, trumpet - 1 stem
- 43—Lily, martagon - 1 stem
- 44—Lily, any other not listed above - 1 stem
- 45—Lupine, 3 stems
- 46—Mallow - 1 stem
- 47—Meadowsweet - 1 stem
- 48—Milkweed (Butterfly Weed), 1 stem
- 49—Milkweed (Common Weed), 1 stem
- 50—Milkweed (Swamp), 1 stem
- 51—Moneywort (Lysimachia), 1 stem
- 52—Chrysanthemum - 3 blooms
- 53—Penstemon - 3 stems
- 54—Phlox - 3 stem
- 55—Potentilla - 3 stems
- 56—Poppy, oriental - 3 stems
- 57—Primrose - 1 stem
- 58—Rose, red - 1 stem
- 59—Rose, pink - 1 stem
- 60—Rose, yellow - 1 stem
- 61—Rose, white - 1 stem
- 62—Rose, Orange - 1 stem
- 63—Rose, bicolor - 1 stem
- 64—Rose, shrub, any color - 1 cluster
- 65—Rose, miniature, any color with attached foliage - 1 cluster
- 66—Rose, any other color not listed above - 1 stem
- 67—Salvia - 3 stems
- 68—Scabiosa - 3 blooms



- 69– Sedum - 1 stem
- 70– Spiderwort - 3 stems
- 71– Spirea - 3 stems
- 72– Statice - 3 stems
- 73– Sweet William - 3 stems
- 74 – Veronica - 3 blooms
- 75 – Yarrow - 3 stems
- 76 – Any other perennial not previously listed - 3 stems

CLASS 3 — Floral Arrangements

**Floral Designs need to use floral foam, frogs, etc.
No artificial flowers. Can use purchased flowers.**

Premiums: Blue \$3; Red, \$2; White, \$1

Lot

- 1– Floral arrangement - (large, 20" or more high)
- 2– Floral arrangement - (medium, 10 to 20" high)
- 3– Floral arrangement - (small, 3-10" high)
- 4– It's a BEEutiful World-yellow and black design
- 5– Lady Liberty-blue and white vertical design
- 6– The Fair Barn-use a container depicting a fair animal
- 7– Youth floral arrangement - under 13

CLASS 4 — Potted Plants

All plants must be grown by exhibitors for at least 3 months. Be clean and free from insects and disease. Must be in soil. Flowering plants will be judged on their flower display. Foliage will be judged by its attractiveness & leaf form.

Premiums: Blue \$3; Red, \$2; White, \$1

Lot

- 1 - African Violet (single)
- 2 – African Violet (double)
- 3– Baby Tears
- 4– Begonia, tuberous
- 5– Begonia - Angel Wing
- 6– Begonia - Rex
- 7– Begonia - Wax
- 8 – Bromelaid
- 9 – Bonsai
- 10– Coleus
- 11– Croton
- 12– Cyclamen
- 13– English Ivy
- 14– German Ivy
- 15– Swedish Ivy
- 16– Fern
- 17– Fairy Garden - needs to be in propotion & follow a theme
- 18– Foliage - variegated
- 19– Foliage - all green
- 20– Geranium
- 21 – Gloxinia
- 22– Hanging Plant - inside
- 23– Hanging Plant - outside
- 24– Impatiens Plant
- 25– Impatiens Plant - New Guinea
- 26– Orchid bendrobium
- 27– Orchid Philodendron
- 28– Prayer Plant
- 29– Rubber Plant
- 30– Scented Geranium
- 31 – Shamrock
- 32– Spider Plant
- 33– Strawberry Plant
- 34– Terrarium, planted dish garden - enclosed
- 35– Any other potted plant not previously listed



- 36– A display of growing herbs - potted - 1 variety
- 37– A display of growing herbs - potted - 3 varieties
- 38– A display of growing herbs - potted - 6 varieties

CLASS 5 — Cacti and Succulents

**All plants must be grown by exhibitors for 6 months. Be clean and free from insects and disease. Must be in soil.
Premiums: Blue \$3; Red, \$2; White, \$1**

Lot

- 1–Aloe Agave
- 2–Cactus
- 3–Cactus, Christmas
- 4–Euphorbias Howa
- 5–Hen and Chicks
- 6–Jade
- 7–Kalanchoe
- 8–Sansevieria
- 9–Dish Garden, 3 or more combo of Cacti & succulents in a shallow dish. Nothing artificial

CLASS 6 — Container Water Garden

All plants must be grown by exhibitors for 1 month. Be clean and free from insects and disease.

Premiums: Blue \$3; Red, \$2; White, \$1

Lot

- 1–Container Water Garden

CLASS 7 — Hostas

Hostas will be measured in square inches (i.e. 2x2=4 sq inches) Leaf only not the stem.

Specimens should be a mture leaf free of insects and dirt. Clean gently with Q-tips. No leaves floating in water. One leaf per exhibit except unless it states otherwise. Named varieties will score more points.

Premiums: Blue \$3; Red, \$2; White, \$1

Class A: Green

- 1 –Mini - under <6 - 2 leaves
- 2 –Small - 6 to <30
- 3 –Medium - 30 to <64
- 4 –Large - 64 to <120
- 5 –Giant - 120 or greater

Class B: Blue

Same as above

Class C: Yellow

Same as above

Class D: Variegated - Bicolor

Same as above

Class E: Hosta Flower

- 1 - Flower - 1 Stem



CLASS 8 — Collections

**4 different varieties in each it's own separte container
Premiums: Blue \$3; Red, \$2; White, \$1**

Lot

- 1 - Hosta Collection
- 2 – Rose Collection
- 3– Favorite Annuals
- 4– Favorite Perennials
- 5– Favorite flowers from Corms, Tubers, or Bulbs
- 6– Herbs

DIVISION 6 — CULINARY

Kay Sabin
Superintendent
612-756-2682



1. Entry day is July 2, 2025 2 - 7 p.m.
2. Entries can be picked up July 6, 2025 6 - 8 p.m.
3. An exhibitor may enter one entry per lot. Jars of fruits and vegetables may be opened by the judge. All baked entries must be in a zippered plastic bag on a paper plate unless indicated otherwise.
4. Prizes will be awarded to "Best of Show" entries.

CLASS 1 — Yeast Bread **Premiums: 1st, \$3; 2nd, \$2; 3rd, \$1**

1/2 loaf per bread exhibit; 3 buns/rolls/sticks per exhibit

Lot

- 1—Bagel
- 2—Bread Sticks
- 3—Croissants
- 4—Cheese bread
- 5—Cinnamon Bread
- 6—French Bread
- 7—Graham Bread
- 8—Herb Bread
- 9—Oatmeal Bread
- 10—Raisin Bread
- 11—Rye Bread
- 12—Sour Dough Bread
- 13—White Bread
- 14—Whole Wheat Bread
- 15—Bread Not Specified
- 16—Bread Machine Bread
- 17—Caramel Rolls
- 18—Cinnamon Rolls
- 19—Buns
- 20—Dinner Rolls (cloverleaf, crescent, etc.)
- 21—Sweet Rolls
- 22—Coffee Bread
- 23—Tea Ring
- 24—Not Specified



CLASS 2 — Quick Breads (NO Yeast) **and Muffins**

Premiums: 1st, \$3; 2nd, \$2; 3rd, \$1

1/2 Loaf per bread exhibit or 3 muffins per exhibit

Lot

- 1—Banana Muffin
- 2—Blueberry Muffin
- 3—Bran Muffin
- 4—Poppy Seed Muffin
- 5—Rhubarb Muffin
- 6—Fruit Muffin
- 7—Not Specified Muffin
- 8—Banana Bread
- 9—Beer Bread
- 10—Corn Bread
- 11—Date Bread
- 12—Fruit Bread
- 13—Nut Bread
- 14—Pumpkin Bread
- 15—Zucchini Bread
- 16—Not Specified Quick Bread
- 17—Gingerbread - 3" Square
- 18—Coffee Cake - 3" Square



CLASS 3 — Cake

Premiums: 1st, \$3; 2nd, \$2; 3rd, \$1
1/4 Cake for Lots 1, 2, 3, 4 and 11 per exhibit.
3" x 3" square of any other cake for exhibit.
(cakes need not be frosted)

Lot

- 1—Angel Food
- 2—Bundt
- 3—Chiffon
- 4—Sponge
- 5—Carrot
- 6—Chocolate
- 7—Date or Nut
- 8—Pound
- 9—Spice
- 10—White
- 11—Fruit Cake
- 12—Not Specified



CLASS 4 — Cookies

Premiums: 1st, \$3; 2nd, \$2; 3rd, \$1
3 Cookies per exhibit

Lot

- 1—Chocolate
- 2—Chocolate Chip
- 3—Dark Drop
- 4—Diabetic
- 5—Filled
- 6—Light Drop
- 7—Molasses/Ginger Snap
- 8—Oatmeal
- 9—Peanut Butter
- 10—Refrigerator
- 11—Rolled
- 12—Shaped/Molded (Thumbprint, Bon Bons, Snickerdoodles, Ladyfingers, etc.)
- 13—Spritz
- 14—Sugar
- 15—Unbaked
- 16—Not specified

CLASS 5 — Bars

Premiums: 1st, \$3; 2nd, \$2; 3rd, \$1

(3) 2" x 2" Bars per exhibit, bars need not be frosted

Lot

- 1—Apple
- 2—Brownies - chocolate
- 3—Caramel
- 4—Cereal (Rice Krispies, Special K's, etc.)
- 5—Cherry
- 6—Chocolate Chip
- 7—Date
- 8—Diabetic
- 9—Layered
- 10—Lemon
- 11—Mint
- 12—Nut
- 13—Pumpkin
- 14—Rhubarb
- 15—Almond
- 16—Unbaked
- 17—Not specified

CLASS 6 — Candy/Nuts/Seeds
Premiums: 1st, \$3; 2nd, \$2; 3rd, \$1

3 pieces of candy per exhibit
Small jars of seeds or nuts

Lot

- 1 – Caramels
- 2 – Divinity
- 3 – Fudge - Chocolate
- 4 – Fudge - Not Chocolate
- 5 – Hard (butterscotch, etc.
- 6 – Mints
- 7 – Peanut Brittle
- 8 – Penuche
- 9 – Taffy
- 10 – Toffee
- 11 – Roasted Seeds
- 12 – Spiced Nuts
- 13 – Not Specified - candy
- 14 – Not Specified - nuts/seeds



CLASS 7 — Pies

Premiums: 1st, \$3; 2nd, \$2; 3rd, \$1

Small 4" pie, or one slice. NO cream pies

Lot

- 1 – Apple
- 2 – Blueberry
- 3 – Cherry
- 4 – Fruit, not specified
- 5 – Lemon
- 6 – Mince Meat
- 7 – Peach
- 8 – Pecan
- 9 – Pumpkin
- 10 – Raspberry
- 11 – Rhubarb
- 12 – Strawberry
- 13 – Not Specified



CLASS 8 — Miscellaneous

Premiums: 1st, \$3; 2nd, \$2; 3rd, \$1

Lot

- 1 – Baked Pie Shell
- 2 – Baking Powder Biscuits, 3 per exhibit
- 3 – Cream Puffs (no filling), 3 per exhibit
- 4 – Doughnuts (cake), 3 per exhibit
- 5 – Doughnuts (raised), 3 per exhibit
- 6 – Lefse (3)
- 7 – Jelly Roll (1/4 of loaf)
- 8 – Honey - Light - small jar
- 9 – Honey - Dark - small jar
- 10 – Honey - Single Comb
- 11 – Maple Syrup
- 12 – Not Specified

CLASS 9 — Gluten Free Baking
Premiums: 1st, \$3; 2nd, \$2; 3rd, \$1

Lot

- 1 – Bread (1/2 loaf)
- 2 – Rolls (3)
- 3 – Muffins (3)
- 4 – Quick Bread (1/2 loaf)
- 5 – Cake (3" square)
- 6 – Cookies (3)
- 7 – Bars (3) (2" x 2" square)
- 8 – Pie (small 4" or one slice)
- 9 – Not Specified

CLASS 10 — Canned Fruit or Berries
Premiums: 1st, \$3; 2nd, \$2; 3rd, \$1

Please use standard pint or quart jars.

Please leave the ring on all jars.

Canning should be done within the past 12 months.

Jars may be opened at judge's discretion

Please include processing method and time.

Lot

- 1 – Apples
- 2 – Apples - Crab
- 3 – Applesauce
- 4 – Apricots
- 5 – Blackberries
- 6 – Blueberries
- 7 – Cherries
- 8 – Gooseberries
- 9 – Ground Cherries
- 10 – Mixed Fruits
- 11 – Peaches
- 12 – Pears
- 13 – Plums
- 14 – Raspberries - black
- 15 – Raspberries - red
- 16 – Rhubarb
- 17 – Strawberries
- 18 – Not Specified



CLASS 11 — Jellies

Premiums: 1st, \$3; 2nd, \$2; 3rd, \$1

Please use standard half-pint colorless jelly glasses.

Please leave the ring on all glasses. No wax.

Please include processing method and time.

Canning should be done within the past 12 months.

Jars may be opened at judge's discretion.

Lot

- 1 – Apple
- 2 – Apple - Crab
- 3 – Blackberry
- 4 – Blueberry
- 5 – Chokecherry
- 6 – Currant
- 7 – Elderberry
- 8 – Gooseberry
- 9 – Grape
- 10 – Mint
- 11 – Peach
- 12 – Plum
- 13 – Raspberry - black
- 14 – Raspberry - red
- 15 – Strawberry
- 16 – Combination of 2 fruits and/or berry
- 17 – Combination of 3 fruits and/or berry
- 18 – Not Specified

CLASS 12 — Jams

Premiums: 1st, \$3; 2nd, \$2; 3rd, \$1

Please use standard half-pint colorless jars.

Please leave the ring on all jars. No wax.

Please include processing method and time.

Canning should be done within the past 12 months.

Jars may be opened at judge's discretion.

Lot

- 1 – Apple
- 2 – Apple - Crab
- 3 – Apricot
- 4 – Blackberry
- 5 – Blueberry

- 6 – Chokecherry
- 7 – Currant
- 8 – Elderberry
- 9 – Gooseberry
- 10 – Grape
- 11 – Mint
- 12 – Peach
- 13 – Plum
- 14 – Raspberry - black
- 15 – Raspberry - red
- 16 – Rhubarb
- 17 – Strawberry
- 18 – Pear
- 19 – Combination of 2 fruits and/or berries
- 20 – Combination of 3 fruits and/or berries
- 21 – Not Specified



CLASS 13 – Fruit Butters

Premiums: 1st, \$3; 2nd, \$2; 3rd, \$1

Butters consist of fruit pulp run through a sieve, sugar added and cooked until of spreading consistency. Please include processing method and time. Please use standard half-pint colorless jars. Please leave the ring on all jars. No wax. Canning should be done within the past 12 months. Jars may be opened at judge's discretion.

Lot

- 1 – Apple
- 2 – Pear
- 3 – Plum
- 4 – Pumpkin
- 5 – Not specified

CLASS 14 – Pickles

Premiums: 1st, \$3; 2nd, \$2; 3rd, \$1

Please use standard pint or quart jars.

Please leave the ring on all jars.

Please include processing method and time.

Canning should be done within the past 12 months.

Jars may be opened at judge's discretion.

Lot

- 1 – Apple
- 2 – Bean
- 3 – Beet
- 4 – Carrot
- 5 – Cucumber (bread and butter)
- 6 – Cucumber (dill)
- 7 – Cucumber (ripe)
- 8 – Cucumber (sweet)
- 9 – Peppers
- 10 – Watermelon
- 11 – Green tomato
- 12 – Not Specified



CLASS 15 – Relishes

Premiums: 1st, \$3; 2nd, \$2; 3rd, \$1

Please use standard pint or quart jars.

Please leave the ring on all jars.

Please include processing method and time.

Canning should be done within the past 12 months.

Jars may be opened at judge's discretion.

- 1 – Catsup
- 2 – Corn Relish
- 3 – Cucumber Relish
- 4 – Pepper relish

- 5 – Zucchini
- 6 – Salsa - Hot
- 7 – Salsa - Mild
- 8 – Barbeque Sauce
- 9 – Chili Sauce
- 10 – Pizza Sauce
- 11 – Spaghetti Sauce
- 12 – Tomato Sauce
- 13 – Flavored Syrup
- 14 – Flavored Vinegar
- 15 – Salad Dressing
- 16 – Not Specified



CLASS 16 – Canned Vegetables

Premiums: 1st, \$3; 2nd, \$2; 3rd, \$1

Please use standard pint or quart jars.

Please leave the ring on all jars.

Please include processing method and time.

Canning should be done within the past 12 months.

Jars may be opened at judge's discretion.

Lot

- 1 – Asparagus
- 2 – Beets
- 3 – Carrots
- 4 – Corn
- 5 – Mixed Vegetables
- 6 – Peas
- 7 – String Beans - Green
- 8 – String Beans - Yellow
- 9 – Tomatoes - Stewed
- 10 – Tomatoes - Whole
- 11 – Tomato Juice
- 12 – Sauerkraut
- 13 – Soup - Vegetable
- 14 – Soup - Not Specified
- 15 – Not Specified

CLASS 17 – Young Adults 16 and Under

Premiums: 1st, \$3; 2nd, \$2; 3rd, \$1

Any Class or Lot that over 16 can enter except for Class 18 - Homemade Wines, and Class 19 - Homemade Beer may be entered by the youth.

CLASS 18 – Exceptional Citizens for all Assisted Living, Nursing Home and Challenged Residents

Premiums: 1st, \$3; 2nd, \$2; 3rd, \$1

Any class or lot listed in Division 6 Culinary. EXC will be entered after the class number to distinguish the entry as Exceptional Citizen.

CLASS 19 – Homemade Wines

Premiums: 1st, \$3; 2nd, \$2; 3rd, \$1

One bottle per family per lot.

Each entry must be bottled in a common wine bottle with either a cork, screw or crown cap.

Description of Contents

Date (Month and Year) fermentation was begun.

All bottles will be opened by the judge.

Lot

- 1 – Red Grape - Dry
- 2 – Red Grape - Sweet
- 3 – White Grape - Dry
- 4 – White Grape - Sweet
- 5 – Not Specified - Dry
- 6 – Not Specified - Sweet
- 7 – Sparkling



CLASS 20 — Homemade Beer
Premiums: 1st, \$3; 2nd, \$2; 3rd, \$1
 One bottle per family per lot.
 Entry must be in a brown or green bottle
 with at least a 10 oz. capacity.
 All bottles will be opened by the judge.

Lot

- 1—Light
- 2—Dark

DIVISION 7 — NEEDLE AND FANCY WORK

Sandy Hanson
11655 367th St.
Cannon Falls, MN 55009
612-309-2856

1st Place: \$3; 2nd Place: \$2; 3rd Place: \$1


1. Entry day is July 2, 2025 2 - 7 p.m.
2. All articles in the division must be the work of the exhibitor, must have been completed within the past three years, and cannot be purchased for competition.
3. No articles having been awarded premiums before will be entitled to premiums this year.
4. All articles must be finished work.
5. Only one entry in each LOT per exhibitor.
6. Entries can be picked up July 6, 2025 6 - 8 p.m.
7. EXC - Exceptional Citizens - for all assisted living, nursing home and challenged residents.

APPLIQUE

Class 1Y - Children age 16 and under
 Class 1A - Adults age 17 through 61
 Class 1SR - Senior Citizens age 62 and older
 Class 1EXC - Exceptional Citizens

Lot

- 1—Bedspread
- 2—Dresser Scarf
- 3—Kitchen Set
- 4—Placemats and/or sheets
- 5—Pillow
- 6—Pillow case and/or sheets
- 7—Sewn garment with appliqué
- 8—Sweatshirt with appliqué
- 9—Wall hanging
- 10—Tablecloth
- 11—Wool item
- 12—Not specified, describe item.



CREWEL

Class 2Y - Children age 16 and under
 Class 2A - Adults age 17 through 61
 Class 2SR - Senior Citizens age 62 and older
 Class 2EXC - Exceptional Citizens

Lot

- 1—Chair Set
- 2—Picture, framed (larger than 10"x12", must be on hanger)
- 3—Picture, framed (smaller than 10"x12", must be on hanger)
- 4—Pillow
- 5—Purse
- 6—Wall hanging
- 7—Not specified, describe item.

CROCHETING

Class 3Y - Children age 16 and under
 Class 3A - Adults age 17 through 61
 Class 3SR - Senior Citizens age 62 and older
 Class 3EXC - Exceptional Citizens

Lot

- 1—Afghan
- 2—Bedspread
- 3—Bookmark, coaster or stationery
- 4—Centerpiece
- 5—Crib blanket
- 6—Doily, all crocheted
- 7—Doily, crocheted trim
- 8—Dresser scarf or set
- 9—Gloves
- 10—Hangers
- 11—Hat/stocking cap
- 12—Infant afghan
- 13—Infant booties
- 14—Infant bonnet or hat
- 15—Infant mittens
- 16—Infant set (cap and booties)
- 17—Infant sweater
- 18—Mittens
- 19—Pillow
- 20—Pillowcase and/or sheets
- 21—Potholder or mat
- 22—Purse
- 23—Set - adult (cap and scarf)
- 24—Set - child (cap and scarf)
- 25—Scarf
- 26—Shawl
- 27—Poncho
- 28—Slippers
- 29—Sweater - cardigan
- 30—Sweater - pullover
- 31—Tablecloth
- 32—Vest
- 33—Crocheting on towel
- 34—Placemats (set of 2 or 4, fastened together)
- 35—Not specified, describe item



COUNTED CROSS STITCH

Class 4Y - Children age 16 and under
 Class 4A - Adults age 17 through 61
 Class 4SR - Senior Citizens age 62 and older
 Class 4EXC - Exceptional Citizens

Lot

- 1—Picture framed, 10"x12' and under
- 2—Picture framed, over 10"x12"
- 3—Hoop
- 4—Bell Pull, over 12" long
- 5—Bell Pull, 12" and under
- 6—Cross stitch on a garment
- 7—Cross stitch on a towel
- 8—Jars or labels
- 9—Table runners
- 10—Bedspread
- 11—Pillows
- 12—Pillow cases/sheets
- 13—Bookmark
- 14—Tablecloth
- 15—Not specified, describe item



EMBROIDERY

Class 5Y - Children age 16 and under

Class 5A - Adults age 17 through 61

Class 5SR - Senior Citizens age 62 and older

Class 5EXC - Exceptional Citizens

Lot

- 1 - Bedspread
- 2 - Dish towels, 2
- 3 - Doily
- 4 - Dresser scarf or set
- 5 - Small appliance covers
- 6 - Picture
- 7 - Pillow
- 8 - Pillowcases and/or sheets
- 9 - Tablecloth
- 10 - Sewn garment with embroidery
- 11 - Not specified, describe item



DECORATED SWEATSHIRTS & T-SHIRTS

Class 6Y - Children age 16 and under

Class 6A - Adults age 17 through 61

Class 6SR - Senior Citizens age 62 and older

Class 6EXC - Exceptional Citizens

Lot

- 1 - Counted Cross Stitch
- 2 - Appliqué
- 3 - General

HARDANGER (CUTWORK)

Class 7Y - Children age 16 and under

Class 7A - Adults age 17 through 61

Class 7SR - Senior Citizens age 62 and older

Class 7EXC - Exceptional Citizens

Lot

- 1 - Doily
- 2 - Dresser scarf or set
- 3 - Pillowcase and/or sheets
- 4 - Towel
- 5 - Tablecloth
- 6 - Wall Hanging
- 7 - Not specified, describe item

HAND KNITTING

Class 8Y - Children age 16 and under

Class 8A - Adults age 17 through 61

Class 8SR - Senior Citizens age 62 and older

Class 8EXC - Exceptional Citizens

Lot

- 1 - Afghan
- 2 - Bedspread
- 3 - Bookmark or coasters
- 4 - Crib blanket
- 5 - Doily
- 6 - Gloves
- 7 - Hat/stocking cap
- 8 - Infant booties
- 9 - Infant bonnet or hat
- 10 - Infant mittens
- 11 - Infant set (any 2 items)
- 12 - Infant sweater
- 13 - Mittens (pair, fastened together)
- 14 - Pillow
- 15 - Pot holder or hot dish mat
- 16 - Purse



17 - Set - adult (cap and mittens)

18 - Set - child (cap and mittens)

19 - Scarf

20 - Shawl

21 - Slippers

22 - Socks (must be fastened together)

23 - Sweater - cardigan adult

24 - Sweater - pullover adult

25 - Sweater - cardigan youth

26 - Sweater - pullover youth

27 - Vest

28 - Poncho

29 - Wool felted item

30 - Not specified, describe item

MACHINE KNITTING

Class 9Y - Children age 16 and under

Class 9A - Adults age 17 through 61

Class 9SR - Senior Citizens age 62 and older

Class 9EXC - Exceptional Citizens

Lot

- 1 - Afghan
- 2 - Bedspread
- 3 - Crib blanket
- 4 - Gloves
- 5 - Hat/stocking cap
- 6 - Infant booties, must be fastened together
- 7 - Infant bonnet or hat
- 8 - Infant mittens
- 9 - Infant set (cap and booties)
- 10 - Infant sweater
- 11 - Other infant wear
- 12 - Mittens (pair, fastened together)
- 13 - Pillow
- 14 - Pot holder or hot dish mat
- 15 - Purse
- 16 - Set, adult (cap or mittens), must be fastened together
- 17 - Set, child (cap or mittens), must be fastened together
- 18 - Shawl
- 19 - Slippers, must be fastened together
- 20 - Socks (must be fastened together)
- 21 - Sweater - cardigan adult
- 22 - Sweater - pullover adult
- 23 - Sweater - cardigan youth
- 24 - Sweater - pullover youth
- 25 - Poncho
- 26 - Vest
- 27 - Not specified, describe item

NEEDLEPOINT

Class 10Y - Children age 16 and under

Class 10A - Adults age 17 through 61

Class 10SR - Senior Citizens age 62 and older

Class 10EXC - Exceptional Citizens

Lot

- 1 - Chair cover
- 2 - Picture framed
- 3 - Pillow
- 4 - Purse
- 5 - Wall hanging
- 6 - Not specified, describe item

TATTING

Class 11Y - Children age 16 and under
Class 11A - Adults age 17 through 61
Class 11SR - Senior Citizens age 62 and older
Class 11EXC - Exceptional Citizens

Lot

- 1 - Bookmark, coasters or stationery
- 2 - Doilies - all tatted
- 3 - Doilies - tatting trimmed
- 4 - Trim on pillow cases and/or sheets
- 5 - Towel, edging
- 6 - Not specified, describe item

MISC. NEEDLEWORK

Class 12Y - Children age 16 and under
Class 12A - Adults age 17 through 61
Class 12SR - Senior Citizens age 62 and older
Class 12EXC - Exceptional Citizens

Lot

- 1 - Smocked article
- 2 - Swedish weaving (Huck weaving)
- 3 - Bags or purses
- 4 - Hats
- 5 - Weaving
- 6 - Pillow Cases
- 7 - Wool
- 8 - Wool felted item
- 9 - Not specified, describe item

DIVISION 8 — DOMESTIC ARTS

1st Place: \$3; 2nd Place: \$2; 3rd Place: \$1

Sandy Hanson
11655 367th St.

Cannon Falls, MN 55009
612-309-2856

1. Entry day is July 2, 2025 2 - 7 p.m.
2. All articles in the division must be the work of the exhibitor, must have been completed within the past three years, and cannot be purchased for competition.
3. No articles having been awarded premiums before will be entitled to premiums this year.
4. All articles must be finished work.
5. Only one entry in each LOT per exhibitor.
6. Entries can be picked up July 6, 2025 6 - 8 p.m.
7. EXC - Exceptional Citizens - for all assisted living, nursing home and challenged residents.

QUILTING

Class 1Y - Children age 16 and under
Class 1A - Adults age 17 through 61
Class 1SR - Senior Citizens age 62 and older
Class 1EXC - Exceptional Citizens

Size

Size W - Wall/Lap size quilt
Size C - Crib/Youth size quilt
Size L - Large Bed size quilt

Lot

- 1 - Quilt - hand appliquéd & hand quilted
- 1a - Quilt - machine appliquéd & hand quilted
- 2 - Quilt - hand appliquéd & tied
- 2a - Quilt - machine appliquéd & tied
- 3 - Quilt - hand appliquéd & machine quilted by exhibitor

- 3a - Quilt - machine appliquéd & machine quilted by exhibitor
- 4 - Quilt - hand appliquéd & machine quilted professionally
- 4a - Quilt - machine appliquéd & machine quilted professionally
- 5 - Quilt - cross-stitched & hand quilted
- 6 - Quilt - cross-stitched & tied
- 7 - Quilt - cross-stitched - machine quilted by exhibitor
- 8 - Quilt - cross-stitched - machine quilted professionally
- 9 - Quilt - embroidered & hand quilted
- 10 - Quilt - embroidered & tied
- 11 - Quilt - embroidered & machine quilted by exhibitor
- 12 - Quilt - embroidered & machine quilted professionally
- 13 - Quilt - patchwork & hand quilted
- 14 - Quilt - patchwork & tied
- 15 - Quilt - patchwork & machine quilted by exhibitor
- 16 - Quilt - patchwork & machine quilted professionally
- 17 - Quilt - preprinted & hand quilted
- 18 - Quilt - wool - quilted by exhibitor
- 18a - Quilt - wool - quilted professionally
- 19 - Pillow
- 20 - Potholders & hot mats
- 21 - Placemats - hand quilted
- 22 - Tablecloth - hand quilted
- 23 - Tablecloth - machine quilted by exhibit
- 24 - Table runner
- 25 - Not specified, describe item

RUGS

Class 2Y - Children age 16 and under
Class 2A - Adults age 17 through 61
Class 2SR - Senior Citizens age 62 and older
Class 2EXC - Exceptional Citizens

Lot

- 1 - Braided cotton
- 2 - Braided wool
- 3 - Crocheted cotton
- 4 - Crocheted wool
- 5 - Hooked cotton
- 6 - Hooked wool
- 7 - Knitted - hand
- 8 - Knitted - machine
- 9 - Woven
- 10 - Not specified, describe item



DIVISION 9 — GARMENTS AND HOME ACCESSORIES

1st Place: \$3; 2nd Place: \$2; 3rd Place: \$1

Sandy Hanson
11655 367th St.

Cannon Falls, MN 55009
612-309-2856

1. Entry day is July 2, 2025 2 - 7 p.m.
2. All articles in the division must be the work of the exhibitor, must have been completed within the past three years, & cannot be purchased for competition.
3. No articles having been awarded premiums before will be entitled to premiums this year.
4. All articles must be finished work.
5. Only one entry in each LOT per exhibitor.
6. Entries can be picked up July 6, 2025 6 - 8 p.m.
7. EXC - Exceptional Citizens - for all assisted living, nursing home and challenged residents.

GARMENTS FOR ADULTS

Class 1Y - Children age 16 and under

Class 1A - Adults age 17 through 61

Class 1SR - Senior Citizens age 62 and older

Class 1EXC - Exceptional Citizens

Lot

- 1 - Skirt
- 2 - Blouse or top
- 3 - Coat, lined
- 4 - Coat, unlined
- 5 - Woman's pantsuit
- 6 - Dress, knit fabric
- 7 - Dress, not knit fabric
- 8 - Pajamas and nightgowns
- 9 - Housecoat
- 10 - Lingerie negligee
- 11 - Blazer or jacket, lined, woman's
- 12 - Blazer or jacket, unlined, woman's
- 13 - Sport jacket, man's
- 14 - Suit, man's
- 15 - Suit, woman's
- 16 - Shirt, woman's, knit fabric
- 17 - Shirt, woman's, woven fabric
- 18 - Shirt, man's, knit fabric
- 19 - Shirt, man's, woven fabric
- 20 - Slacks, woman's
- 21 - Slacks, man's
- 22 - Swimsuit
- 23 - Swimsuit cover-up
- 24 - T-shirt
- 25 - Sweatshirt
- 26 - Running suit
- 27 - Sweatpants
- 28 - Shorts, woman's
- 29 - Shorts, man's
- 30 - Vest
- 31 - Formal/wedding dress
- 32 - Jumpsuits
- 33 - Aprons
- 34 - Mittens
- 35 - Repurposed item
- 36 - Not specified, describe item



GARMENTS FOR CHILDREN

Class 2Y - Children age 16 and under

Class 2A - Adults age 17 through 61

Class 2SR - Senior Citizens age 62 and older

Class 2EXC - Exceptional Citizens

Lot

- 1 - Dress or jumper
- 2 - Pajamas or nightgown
- 3 - Blouse or top
- 4 - Shirt
- 5 - Skirt
- 6 - Housecoat/robe
- 7 - Outerwear, jackets, snowsuits, etc.
- 8 - Slacks
- 9 - T-shirt
- 10 - Sweatshirt
- 11 - Sweatpants
- 12 - Shorts
- 13 - Swimsuit
- 14 - Swimsuit cover-up
- 15 - Suit, boys or girls
- 16 - Jumpsuits
- 17 - Costumes
- 18 - Mittens
- 19 - Repurposed item

20 - Not specified, describe item

GARMENTS FOR INFANTS

Class 3Y - Children age 16 and under

Class 3A - Adults age 17 through 61

Class 3SR - Senior Citizens age 62 and older

Class 3EXC - Exceptional Citizens

Lot

- 1 - Bunting
- 2 - Christening outfit
- 3 - Layette
- 4 - Sleeper
- 5 - Diaper bag
- 6 - Bib
- 7 - Playsuit
- 8 - T-shirts
- 9 - Sweatshirt and pants
- 10 - Costume
- 11 - Mittens
- 12 - Repurposed item
- 13 - Not specified, describe item

HOME ACCESSORIES

Class 4Y - Children age 16 and under

Class 4A - Adults age 17 through 61

Class 4SR - Senior Citizens age 62 and older

Class 4EXC - Exceptional Citizens

Lot

- 1 - Appliance covers
- 2 - Casserole carriers
- 3 - Dresser scarf
- 4 - Fabric boxes
- 5 - Napkins
- 6 - Pillows
- 7 - Placemats, 4
- 8 - Pot holders, 2
- 9 - Tablecloth
- 10 - Table runners
- 11 - Fleece blanket
- 12 - Repurposed item
- 13 - Not specified, describe item

DIVISION 10 — CHRISTMAS & COUNTRY CRAFTS

1st Place: \$3; 2nd Place: \$2; 3rd Place: \$1

Sandy Hanson

11655 367th St.

Cannon Falls, MN 55009

612-309-2856

1. Entry day is July 2, 2025 2 - 7 p.m.
2. No articles having been awarded premiums before will be entitled to premiums this year.
3. Entries are open to anyone whose exhibits represent a recreational hobby and are not used as a means of livelihood. All work must be done by the exhibitor.
4. Judges will not award premiums on articles which are not considered worth of placing.
5. The following will be used in judging this division:
 - a. Design
 - b. Originality
 - c. Workmanship
 - d. Usefulness
 - e. Interest and value
 - f. Value in relation to materials used and the finished product
 - g. Difficulty of project
6. Entries can be picked up July 6, 2025 6 - 8 p.m.

7. EXC - Exceptional Citizens - for all assisted living, nursing home and challenged residents.
8. Fragile projects should be mounted on sturdy material.

CHRISTMAS CRAFTS

Class 1Y - Children age 16 and under

Class 1A - Adults age 17 through 61

Class 1SR - Senior Citizens age 62 and older

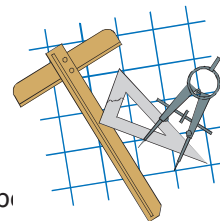
Class 1EXC - Exceptional Citizens

Lot

- 1 - Christmas centerpiece
- 2 - Christmas card, original design (envelope included)
- 3 - Christmas picture or plaque
- 4 - Nativity scene or chéche
- 5 - Door hanging
- 6 - Mantle/tabletop decoration
- 7 - Tree skirt
- 8 - Christmas apron
- 9 - Christmas sweatshirt
- 10 - Christmas table runner
- 11 - Christmas tablecloth
- 12 - Christmas pillow
- 13 - Christmas towel
- 14 - Stocking
- 15 - Santa Claus
- 16 - Tree ornament, wheat weaving
- 17 - Tree ornament, counted cross-stitch
- 18 - Tree ornament, sequins
- 19 - Tree ornament, felt, fabric
- 20 - Tree ornament, straw
- 21 - Tree ornament, wood
- 22 - Tree ornament, crochet
- 23 - Tree ornament, stained glass
- 24 - Tree ornament, plastic canvas
- 25 - Tree ornament, ceramic
- 26 - Tree ornament, beaded
- 27 - Set of three tree ornaments
- 28 - Tree ornament, not listed
- 29 - Wall hanging, felt or fabric
- 30 - Wall hanging, appliqué/quilting
- 31 - Wall hanging, not listed
- 32 - Wreath, fabric
- 33 - Wreath, pinecone
- 34 - Christmas wreath, straw
- 35 - Wreath, other natural materials
- 36 - Wreath, not listed
- 37 - Christmas basket
- 38 - Repurposed item
- 39 - Christmas, not listed



- 11 - Painting on a metal object
- 12 - Wreath, apple
- 13 - Wreath, grapevine
- 14 - Wreath, hearts
- 15 - Wreath, bear/animals
- 16 - Wreath, other country
- 17 - Wall hanging, country
- 18 - Punching on tin/copper
- 19 - Miniature country
- 20 - Rag doll
- 21 - Other country doll
- 22 - Other country article not specified
- 23 - Repurposed item
- 24 - Paper mache
- 25 - Felted wool animal
- 26 - Felted wool item
- 27 - Felted scene or collection
- 28 - Decorative bird house



DIVISION 11 — HANDICRAFTS

1st Place: \$3; 2nd Place: \$2; 3rd Place: \$1

Sandy Hanson

11655 367th St.

Cannon Falls, MN 55009

612-309-2856

1. Entry day is July 2, 2025 2 - 7 p.m.
2. No more than one article per lot, unless otherwise stated.
3. No articles having been awarded premiums before will be entitled to premiums this year.
4. Entries are open to anyone whose exhibits represent a recreational hobby and are not used as a means of livelihood. All work must be done by the exhibitor.
5. Judges will not award premiums on articles which are not considered worthy of placing.
6. The following will be used in judging this division:
 - a. Design
 - b. Originality
 - c. Workmanship
 - d. Usefulness
 - e. Interest and value
 - f. Value in relation to materials used and the finished product
 - g. Difficulty of project
7. Entries can be picked up July 6, 2025 6 - 8 p.m.
8. EXC - Exceptional Citizens - for all assisted living, nursing home and challenged residents.
9. Fragile projects should be mounted on sturdy materials.

ARTIFICIAL FLOWERS

Class 1Y - Children age 16 and under

Class 1A - Adults age 17 through 61

Class 1SR - Senior Citizens age 62 and older

Class 1EXC - Exceptional Citizens

Lot

- 1 - Corsage
- 2 - Centerpiece
- 3 - Wedding bouquet
- 4 - Not specified, describe item

DOLLS

Class 2Y - Children age 16 and under

Class 2A - Adults age 17 through 61

Class 2SR - Senior Citizens age 62 and older

Class 2EXC - Exceptional Citizens.

Lot

- 1 - Amish article
- 2 - Basket, large (over 12" diameter)
- 3 - Basket small (12" and under diameter)
- 4 - Welcome, wooden
- 5 - Welcome, fabric
- 6 - Stenciled wall hanging
- 7 - Stenciling on wood
- 8 - Stenciling on fabric (other than wall hangings)
- 9 - Stenciling other
- 10 - Folk art

COUNTRY CRAFTS

Class 2Y - Children age 16 and under

Class 2A - Adults age 17 through 61

Class 2SR - Senior Citizens age 62 and older

Class 2EXC - Exceptional Citizens

Lot

- 1–Doll bride
- 2–Doll, porcelain, sewn clothes
- 3–Doll, knitted clothes
- 4–Doll, crocheted clothes
- 5–Doll, any other
- 6–Doll, soft sculpture
- 7–Pillow doll
- 8–Doll, corn husk
- 9–Doll, apple head
- 10–Doll clothes only (2)
- 11–Doll, miniature
- 12–Felted wool doll
- 13–Doll, paper mache
- 14–Animal, not made but with sewn clothes
- 15–Animal, stuffed, crocheted or knit, 12" or over
- 16–Animal, stuffed, crocheted or knit, under 12"
- 17–Animal, stuffed, fabric 12" or over
- 18–Animal stuffed, fabric under 12"
- 19–Animal, teddy bear
- 20–Animal, stuffed fur, 12" or over
- 21–Animal, stuffed fur, under 12"
- 22–Toy, soft, other than animal or doll
- 23–Toy, any other fabric
- 24–Felted wool animal



DRAWING AND PAINTING

Class 3Y - Children age 16 and under
Class 3A - Adults age 17 through 61
Class 3SR - Senior Citizens age 62 and older
Class 3EXC - Exceptional Citizens

All drawings must be matted or mounted for display.

Lot

- 1–Acrylic painting, abstract
- 2–Acrylic painting, landscape, seascape, etc.
- 3–Acrylic painting, portrait
- 4–Acrylic painting, animals
- 5–Acrylic painting, still life
- 6–Calligraphy
- 7–Charcoal drawings
- 8–China painted plates
- 9–China painted cup and saucer
- 10–China painted dishes
- 11–China painted jewelry
- 12–China painted miscellaneous
- 13–China painted vase
- 14–China painted odd dish
- 15–China painted Christmas ornament
- 16–China painted mug
- 17–China painted miniatures
- 18–China painted covered box
- 19–Cornhusk paintings
- 20–Oil painting, abstract
- 21–Oil painting, landscape, seascape, etc.
- 22–Oil painting, portrait
- 23–Oil painting, animals
- 24–Oil painting, still life
- 25–Pastel & chalk drawing
- 26–Pen & ink drawing
- 27–Pencil drawing
- 28–Colored pencil
- 29–Crayon
- 30–Colored markers
- 31–Rosemaling
- 32–Tole painting
- 33–Watercolor painting, abstract
- 34–Watercolor painting, landscape, seascape, etc.



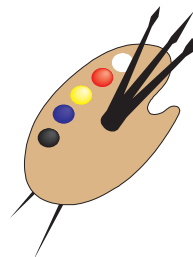
- 35–Watercolor painting, portrait
- 36–Watercolor painting, animals
- 37–Watercolor painting, still life
- 38–Mixed Media
- 39–Computer generated art
- 40–Cork & Canvas painting abstract
- 41–Cork & Canvas painting landscape, seascape, etc
- 42–Cork & Canvas painting portrait
- 43–Cork & Canvas painting animals
- 44–Cork & Canvas painting still life
- 45–Not specified, describe item

HOBBIES AND CRAFTS

Class 4Y - Children age 16 and under
Class 4A - Adults age 17 through 61
Class 4SR - Senior Citizens age 62 and older
Class 4EXC - Exceptional Citizens

Lot

- 1–Batik
- 2–Beadwork
- 3–Bottles, decorated or beaded
- 4–Decoupage
- 5–Glass painted picture
- 6–Jewelry, novelty
- 7–Leatherwork
- 8–Macrame
- 9–Metalwork
- 10–Mosaic, seed, stone or glass
- 11–Natural material article
- 12–Lego
 - a) item
 - b) scene
- 13–K-Nex
- 14–Mobiles
- 15–Plastic resin article, cast, molded or dipped
- 16–Printing, any kind
- 17–Quilling
- 18–Refrigerator or stove ornament
- 19–Shell work
- 20–Stained glass
- 21–Straw decoration
- 22–String Art -----
- 23–Liquid embroidery
- 24–Sun catchers
- 25–Dream catchers
- 26–Plastic canvas
- 27–Latch hook pillow
- 28–Latch hook rug
- 29–Latch hook wall hanging
- 30–Paper cutting
- 31–Cloth album
- 32–Door stop
- 33–Rag basket
- 34–Rag basket wall hanging
- 35–Home crafts made by the blind
- 36–Ceramic, hand thrown
- 37–Ceramic, slip mold, bowl/jug, glazed & fired
- 38–Ceramic, slip mold, decorative object
- 39–Twisted paper art
- 40–Taxidermy
- 41–Pottery
- 42–Stamp art - paper
- 43–Stamp art - fabric
- 44–Stamp art - wood or metal
- 45–Stamp art - other
- 46–Memory book
- 47–Memory book - heritage
- 48–Memory book - travel




- 49– Memory book - baby
- 50– Memory book - school
- 51– Memory book - personal
- 52– Memory book - wedding
- 53– Memory book - Digital
- 54– Memory book - Digital - Heritage
- 55– Memory book - Digital - Travel
- 56– Memory book - Digital - Baby
- 57– Memory book - Digital - School
- 58– Memory book - Digital - Personal
- 59– Memory book - Digital - Wedding
- 60– Holiday Decoration
- 61– Weaving
- 62– Clay
- 63– Wooden Games
- 64– Wooden Signs
- 65– Perler Beads
- 66– Collage
- 67– Repurposed item
- 68– Diamond Dot Art
- 69– Laser Cut Projects
- 70– Not specified; describe item

PHOTOGRAPHY
(all photos just matted, no frames)
Minimum size - 4" x 6"
Maximum size - 8" x 10"

- Class 5Y - Children age 16 and under
- Class 5A - Adults age 17 through 61
- Class 5SR - Senior Citizens age 62 and older
- Class 5EXC - Exceptional Citizens

Color Photos

- Lot**
- 1a– Landscape
 - 2a– Waterscape
 - 3a– Skyscape
 - 4a– City Scape
 - 5a– Farm Scape
 - 6a– Children
 - 7a– Adults
 - 8a– Floral or still life
 - 9a– Insects
 - 10a – Animals
 - 11a – Architecture
 - 12a – Machines
 - 13a – Holidays
 - 14a – Birds
 - 15a – Sports



Black and White Photos

- Lot**
- 1b– Landscape
 - 2b– Waterscape
 - 3b– Skyscape
 - 4b– City Scape
 - 5b– Farm Scape
 - 6b– Children
 - 7b– Adults
 - 8b– Floral or still life
 - 9b– Insects
 - 10b – Animals
 - 11b – Architecture
 - 12b – Machines
 - 13b – Holidays
 - 14b – Birds
 - 15b – Sports

Digitally Altered
(Black and White or Color)

- Lot**
- 1c– Landscape
 - 2c– Waterscape
 - 3c– Skyscape
 - 4c– City Scape
 - 5c– Farm Scape
 - 6c– Children
 - 7c– Adults
 - 8c– Floral or still life
 - 9c– Insects
 - 10c – Animals
 - 11c – Architecture
 - 12c – Machines
 - 13c – Holidays
 - 14c – Birds
 - 15c – Sports

DIGITAL ALBUMS

- Lot**
- 1a– Events
 - 1b – Family
 - 1c – Travel
 - 1d – Wedding
 - 1e – Other

WOODWORKING

- Class 6Y - Children - age 16 and under
- Class 6A - Adults - age 17 through 61
- Class 6SR - Senior Citizens - age 62 and older
- Class 6EXC - Exceptional Citizens

- Lot**
- 1 – Bird House
 - 2 – Bird Feeder
 - 3 – Carved Animal - small under 6"
 - 4 – Carved Animal - large over 6"
 - 5 – Carved Bird
 - 6 – Carved Person - 6" or less
 - 7 – Carved Person - over 6"
 - 8 – Clock
 - 9 – Coping/Scroll Saw Item
 - 10 – Doll/Doll House Furniture
 - 11 – Doll House
 - 12 – Furniture
 - 13 – Lawn/Outdoor Furniture
 - 14 – Music Box
 - 15 – Toy
 - 16 – Wooden Inlay Item
 - 17 – Lathe Item
 - 18 – Lathe Bowl - 6" or less
 - 19 – Lathe Bowl - over 6"
 - 20 – Refinished item
 - 21 – Repurposed item
 - 22 – Unspecified Article
 - 23 – Unspecified Item

DIVISION 12 4-H PROGRAM

DIVISION 13 FFA PROGRAM

Kathy Hupf, Superintendent

ENTRY DAY JULY 2, 2025, 2 to 7 P.M.
(Indoor projects only)

RULES AND REGULATIONS

4-H and FFA members may show only one animal per lot in each division. 4-H members also showing in the FFA division may enter two animals per lot; one 4-H animal and one FFA animal. One animal must be shown by the member and the other animal by another 4-H or FFA member.

1. This department is open only to bona fide members of 4-H and FFA who are conducting their work according to the state rules of the various projects.

2. All exhibits in work must be made in person by the member during the current year.

3. Advanced entries may be sent to club leader or mailed to Kathy Hupf, 4044 260th St. E., Randolph, MN 55065. Please see 4-H entry form on page 19.

4. Bldg. entries may be brought in from 2 to 7 p.m. on July 2. **Building entries can be picked up July 6 – 6-8 p.m.**

5. Free passes will be given to all 4-H and FFA members who exhibit.

6. All projects will be judged on entry day except livestock.

7. Use 4-H or FFA Entry Cards ONLY.

8. The fair management is not responsible for loss or damage to exhibits.

9. Merit awards will be presented in each class if the judge thinks the exhibit so merits.

10. Horse show, 9 a.m. June 28.

LIVESTOCK RULES

1. A 4-H or FFA livestock exhibitor may exhibit one entry per lot.

2. All livestock must be in place by 5 p.m. on July 3 and must remain in place until 6 p.m. July 6. Exception: Milking dairy cows will be released following their show.

3. All animals exhibited must comply with all regulations of the MN Board of Animal Health. Entrance Requirements: www.bah.state.mn.us

4. All goats and sheep need to have a USDA scrapies eradication ID tag or tattoo premise paper presented. A copy of all goat premise papers to be filed with the fair office according to state regulations. All goats and sheep that are within 30 days of giving birth (either before or after birthing) may not be exhibited.

5. All cattle (beef and dairy) tagged/identified on or after Nov 5, 2024 MUST have an RFID tag (per USDA & BAH rulings) www.mn.gov/bah

6. Each 4-H member must show their own livestock exhibit.

7. Exhibitors should bring their own grain, hay and bedding.

8. Copy of pullorum certificate must be turned in to exhibit building. This copy will not be returned.

9. All manure must be hauled to the designated holding area. Wash rack area must be kept cleaned at all times.

10. Health requirements - Health papers from animals originating outside of MN will be required.

11. All animals are subject to an examination by the

onsite veterinarian.

12. When Cloverbuds and animals are together at 4-H program, families may now choose one of two acceptable ways to guide and monitor involvement in non-mounted activities:

a. The responsible person is in control of the animal with the Cloverbud at their side.

b. The Cloverbud is in control of the animal with the responsible person at their side to assist or take control of the animal when needed or as directed by staff, volunteers, or show managers.

• Livestock come in for the show and go home.

13. All exhibitors are held to the ethics standards set by the International Association of Fairs and Expositions. Breach of ethics standards will result in consequences determined by the Fair Board and superintendents. All livestock exhibitors are required to have a signed copy of the IAFE National Code of Show Ring Ethics on file with 4-H office.

AEROSPACE

Premiums: Blue, \$3; Red, \$2; White, \$1

CLASS 1100 — Aerospace

Lot

10 – Grades 3-5

20 – Grades 6-8

30 – Grades 9+

Requirements:

- Models or any other project object(s) can be used during the judging process.
- Flyable models should be ready for flight (do not include fuel or engines); recovery system should be in place and operative.
- Members should be familiar with safety codes in 4-H curriculum.

Exhibit Suggestions:

- Build a model from a kit or own design (rocket, airplane, satellite) and identify the parts.
- Explain the science about how airplanes fly.
- Explain how the model rocket flies.
- Identify parts of a hot air balloon and how they work.
- Discover and identify the basic parts of a helicopter.
- Make and demonstrate a hang glider.
- Compare and contrast different types of kites.
- Discuss pros and cons of different types of flight.
- Demonstrate a drone and how it is used.
- Research UFOs and share your findings.
- Display of other equipment needed for aerospace project.
- A rocket launch.

AGRICULTURAL TECHNOLOGY

Premiums: Blue, \$3; Red, \$2; White, \$1

CLASS 6800 — Agricultural Technology

Lot

10 – Grades 3-5

20 – Grades 6-8

30 – Grades 9+

Exhibit Suggestions:

- A display or presentation highlighting the technology used in agriculture such as GPS tools, drone use, implement technology, yield mapping, genetic engineering, seed traits, agricultural chemistry, precision agriculture, on-farm research, side by side trials, automated tractors, etc.

4-H and FFA BEEF**Judging July 5, 2025, 6 p.m., Show Arena****Premiums: Blue, \$6; Red, \$5; White \$4****SHOWMANSHIP**

No advanced entry necessary. Participation ribbons in each category. A select group in each division may receive Award of Merit ribbons. There will be Champion and Reserve Champion ribbons in each division. 4-H and FFA members must show their own animal in showmanship.

Senior showmanship, grades 9+; Intermediate showmanship, grades 6-8; Beginner showmanship, grades 3-5.

CLASS 1200 — Cloverbud Feeder Calf

Calf born after January 1 of current year.

CLASS 1210 — Breeding Beef Heifer**Lot**

- 01 – Spring Calf: Jan. 1 - May 15, 2025
- 02 – Fall Calf: Sept. 1, 2024 - Dec. 31, 2024
- 03 – Summer yearling: May 1, 2024 - Aug. 31, 2024
- 04 – Junior yearling: Jan. 1, 2024 - April 30, 2024
- 05 – Senior yearling: Sept. 1, 2023 - Dec. 31, 2023

CLASS 1220 — Beef Cow/Calf Pairs**Lot**

- 01 – Calves born between January 1st and May 15th of current year. **Both cow and calf must be tied.**

CLASS 1230 — Prospect Market Calf**Lot**

- 01 – Beef calf born after Jan. 1 and May 15th of current year.
- 02 – Dairy calf born after Jan. 1 and May 15th of current year.

CLASS 1240 — Market Beef Heifer**Lot**

- 01 – Must be born between Jan.1 and Aug 31 of previous year.

CLASS 1250 — Market Dairy Steer**Lot**

- 01 – Straight dairy breeding, no dairy/beef crosses. Must be born between Jan.1 and Aug 31 of previous year.

CLASS 1260 — Market Beef Steer**Lot**

- 01 – Beef breed steer. Must be born between Jan.1 and Aug 31 of previous year.

CLASS 1270 — Market Crossbred Dairy Steer**Lot**

- 01 – Crossbred Dairy Steer can be from any combination of the following breeds: Ayrshire, Brown Swiss, Guernsey, Holstein, Jersey, Milking Shorthorn, Montbeliarde, Normande, Red and White, Norwegian Red and Viking Red (Swedish, Danish and Finnish Red). Must be born between Jan.1 and Aug 31 of previous year.

BICYCLE**Premiums: Blue, \$3; Red, \$2; White, \$1****CLASS 1300 — Bicycle****Lot**

- 10 – Grades 3-5
- 20 – Grades 6-8
- 30 – Grades 9+

Exhibit Suggestions:

- Exhibit showing built, restored, reconditioned or rebuilt bikes.
- Display showing types of bikes, parts of a bike, maintenance, traffic rules, bicycling hazards, city/county/regional bike or active transportation plans, how to wear a helmet, equipment used to teach others about bike repair or first aid.
- Documentation (such as slide show, notebook, picture book, poster or film) of a bike rodeo or other bike event you helped with, or researched on some other aspect of bicycling that was presented to a class, committee or service club.

CHILD & FAMILY DEVELOPMENT**Premiums: Blue, \$3; Red, \$2; White, \$1****CLASS 1400 — Child and Family Development****Lot**

- 10 – Grades 3-5
- 20 – Grades 6-8
- 30 – Grades 9+

Requirements:

- Exhibitors should be prepared to discuss, in conference judging, the age and other characteristics of the child for whom the exhibit is intended and how the exhibit contributes to the child's growth, development and well-being.
- If the exhibit is designed to be interactive with children, the item should be used with children before exhibiting and a photograph of this activity should accompany the exhibit. Signs of use will not detract from the placing of the exhibit.

Exhibit Suggestions:

- Toy, game, puzzle, puppets, art/craft materials, etc., made from new or recycled/throw-away material.
- Babysitting kit/travel kit/rainy day kit, including at least one item made by exhibitor.
- Original book, story, poem, song, play, cookbook, audio or video tape and narrative, activity book, safety manual for children, file about children and/or families.
- A creatively developed program and/or item used for or with a person with differing abilities (learning difficulties, physically impaired).
- Display exploring different types of families (nuclear, blended, single parent, childless, foster).
- An educational display explaining foster care/foster families in Minnesota.
- Display exploring resources for children alone at home (activities, games, kits).
- An educational display about youth mental health. Explore strategies to help youth cope with stress, anxiety with busy bags, sensory bottles/activities, conversation tips.
- Display sharing your experience job shadowing an early childhood education provider, child care provider or another youth worker.
- An educational display with resources available to lower income families (WIC, food shelf, other programs).

CITIZENSHIP

Premiums: Blue, \$3; Red, \$2; White, \$1

CLASS 1500 — Citizenship

Lot

- 10 — Grades 3-5
- 20 — Grades 6-8
- 30 — Grades 9+



Exhibit Suggestions:

- Highlight of community projects and/or citizenship activities which you or your club completed under your leadership. Include plans of action as well as the impact of each.
- An educational display illustrating the description of a service project, which may include: how you identified the need, carried out the project, and reflected on the results.
- An educational display illustrating how you've researched, reflected on, and learned more about your community, its history, and how to be a good neighbor.
- An educational display illustrating how you've developed a tour of a local community, government or community agency; learned how government functions, and learned about police, fire protection, health, sanitation, safety, and tourism in your community.
- A display explaining how you organized and led tours in your towns, communities, courthouse or historic places.
- An educational display on how the government works or the functions of various government agencies.
- A display on community organizations, agencies or service departments like fire departments, police departments, sanitation, tourism.
- Complete a service project and create a display of what you did and why you did it.

CLOTHING & TEXTILES

Premiums: Blue, \$3; Red, \$2; White, \$1

CLASS 1600 — Constructed Clothing

Lot

- 10 — Grades 3-5
- 20 — Grades 6-8
- 30 — Grades 9+

Requirements:

- Clothing and Textiles exhibits should be finished, clean and pressed for exhibition. Exhibits can be used before showing, but should be cleaned before exhibiting.
- Include an information tag listing: pattern company/kit name or source, fiber content of fabric and care instructions.

Exhibit Suggestions:

- Constructed garment such as a blouse, shirt, top, skirt, pants, sweatshirt, jumper, dress, outerwear.
- Using tailoring techniques to construct a garment.
- Wearable art that can be included as part of the constructed garment.
- Poster or display on a clothing or textiles subject of your choice. Examples: career in industry, difference in fabric, how fabric is made, evolution of clothing, cost comparison, clothing selection, care of fabric.

- Garment mended or recycled, with color photo or original garment and explanation of steps used.

CLASS 1650 — Purchased Clothing

Lot

- 10 — Grades 3-5
- 20 — Grades 6-8
- 30 — Grades 9+

Requirements:

- The purchased garment or outfit **must** be accompanied by an 8-1/2" by 11" binder with the following information:
 - a) Colored photo of member wearing the garment. Label photo with name, county, and color of complexion, hair and eyes.
 - b) Cost of garment. Explanation of why garment was purchased and examples of ways it will be used in existing wardrobe.
 - c) Fabric content and care of garment.
 - d) Sales receipt and tags, if available.
- Additional information that could be included in the 8 1/2" by 11" binder:
 - Cost per wear.
 - Cost comparison (constructed vs. purchased)
 - Inventory of wardrobe (not including undergarments).
 - Educational facts about the fabric in garment(s).
 - Additional photos showing ways it can be used in existing wardrobe.
 - Accessories/ shoes worn.
 - Any other educational information not listed above.

Exhibit Suggestions:

- Purchase garment such as a blouse, shirt, top, skirt, pants, sweatshirt, jumper, dress or outerwear.
- Pre-used garments not altered. Examples. thrift store, garage sale or hand-me-down.

CLASS 1660 — Sewn Non-Garment

Lot

- 10 — Grades 3-5
- 20 — Grades 6-8
- 30 — Grades 9+

Requirements:

- Include an information tag listing: pattern company/kit name or source, fiber content of fabric and care instructions.

Exhibit Suggestions:

- Non-clothing constructed item. Examples: Simple home or clothing accessory item such as a pillow, apron, book bag, belt, placemat, gym bag, sewing kit.
- Non-clothing article using a pattern or your own idea.

CLASS 1670 — Upcycled Clothing

Lot

- 10 — Grades 3-5
- 20 — Grades 6-8
- 30 — Grades 9+

Requirements:

- An upcycled garment is one that is constructed from a previously worn garment that has been altered in a way to produce a new garment.
- Colored photo of original garment and colored photo of new garment.

Exhibit Suggestions:

- Significant alterations to a garment. Examples: oversized t-shirt made into a cinched t-shirt dress, altering the style of the garment, updating an old prom dress to make it current, etc.
- Wearable art that can be added to purchased garment.

CLOVERBUDS

Premiums: Cloverbud Ribbon, \$2

Rules:

- This class is open to Cloverbud members (grades K-3) who are enrolled in the Cloverbud project.
- This is the only class members in Cloverbuds may enter. (Example: Do not enter your foods in FOOD Classes, but in this class.)
- Cloverbuds may enter one exhibit per lot.

CLASS 1700 – Cloverbuds

Lot

- 01 – Birdhouse, feeder or simple wooden item.
- 02 – Three cut flowers, with or without greens, in a vase or a potted flower plant.
- 03 – A potted, growing house plant raised from a cutting, well established.
- 04 – Terrarium, well established.
- 05 – Three each of three different vegetables (for example: 3 tomatoes, 3 beans, and 3 carrots) - 9 total vegetables.
- 06 – Vegetable creature or sculpture.
- 07 – A simple sewn item.
- 09 – Four oatmeal cookies (recipe of your choice; include recipe with exhibit).
- 10 – Four brownies made from a mix, or recipe of choice.
- 11 – A simple item you have made for your home (pillow, placemat, etc.) Item should be finished.
- 12 – Poster relating to any livestock species.
- 13 – Simple health poster.
- 14 – Simple safety poster.
- 15 – Scrapbook on any phase of project work.
- 16 – Paper bag puppet.
- 17 – Poster or scrapbook describing clowning activities.
- 18 – Four favorite photos taken by Cloverbud (black and white or color) mounted on tagboard.
- 19 – Poster or collection of four interesting objects from nature.
- 20 – Poster or collection of ten different seeds, identified and mounted.
- 21 – Tree leaf collection. Five different tree leaves, pressed, dried, and identified.
- 22 – Display of six different mounted insects.
- 23 – Simple craft item.
- 24 – Any other building exhibit the 4-H member has created.

CONSUMER EDUCATION AND MONEY MANAGEMENT

Premiums: Blue, \$3; Red, \$2; White, \$1
CLASS 2000

Lot

- 10 – Grades 3-5
- 20 – Grades 6-8
- 30 – Grades 9+

Learn about being a good consumer as you explore smart shopping, income and expenses, saving money, credit, and needs vs. wants.

Exhibit Suggestions:

- A budget workbook, income/expenses graphs, impact of supply chains on consumers, saving plans.

- A basic comparison of similar products with different pricing. Could also include additional aspects of products other than just price such as comparing numerous components (nutritional value, cost per ounce, fabric content, longevity).

CORN

Premiums: Blue, \$3; Red, \$2; White, \$1
CLASS 2100 – Corn

Lot

- 10 – Grades 3-5
- 20 – Grades 6-8
- 30 – Grades 9+



Corn

Requirements:

- Crop must be grown on a farm with which you have a relationship with the producer and have interviewed the producer about the growing process. Crops must have been grown in the current or previous growing season.
- Include an information card listing the variety, soil and agronomy information of the crop if exhibit is a crop sample.
- Be familiar with crop input costs and the growing process.

Exhibit Suggestions:

- A two quart jar or clear container (equaling 8 cups) of shelled corn.
- A display of ears of dent corn, consisting of 6-10 ears of corn of the same variety.
- A bundle of corn stalks, consisting of stalks of the same variety.
- An educational display illustrating corn's plant reproduction, different types of corn, plant growth factors, plant characteristics, plant part identification, growing and using plants, plant growth and food production, examples of plant disease.

CRAFTS

Premiums: Blue, \$3; Red, \$2; White, \$1
CLASS 2200

Lot

- Lot 10 – Grade 3-5
- Lot 20 – Grade 6-8
- Lot 30 – Grade 9+

Requirements:

- Each exhibit will be evaluated on its individual merit as craft/kit.
- Emphasis is on the creative process on the implementation of design elements and principles. The craft/kit exhibit develops from someone else's ideas and can be exactly replicated, modified, and repeated by others.
- All projects need to be presented in a finished manner.

Exhibit Suggestions:

- For a beginner, choose a project that teaches new techniques. For advanced, choose a project requiring masterful craftsmanship.
- Work directly from a kit, diamond painting, social media influence/inspired, LEGO creations or kits, model replicas, no-sew/tie blankets, ceramic casts, paint by number.

FINE ARTS

Premiums: Blue, \$3; Red, \$2; White, \$1
CLASS 2300

Lot

- Lot 10 – Grade 3-5
- Lot 20 – Grade 6-8
- Lot 30 – Grade 9+

Requirements:

- Each exhibit will be evaluated on its individual merit as an original fine piece.
- Emphasis is on the creative process and the implementation of design elements and principles. The fine art exhibit should show proof that it is developed from the 4-H'ers own ideas and imagination.
- All art objects must be appropriately finished. Exhibits must be ready for hanging, displaying (wire or hooks on paintings, bases for 3 dimensional work).

Exhibit Suggestions:

- Choose a project that teaches new techniques or requires mastery.
- Original work (no kits) in drawing, painting, sculpture, textiles, pottery, jewelry making, fiber art, quilling

CREATIVE WRITING

Premiums: Blue, \$3; Red, \$2; White, \$1
CLASS 2350

Lot

- Lot 10 – Grade 3-5
- Lot 20 – Grade 6-8
- Lot 30 – Grade 9+

Requirements:

- Creative Writing exhibits should be an original written piece, if the work of others are quoted or included, be sure to include proper citation.
- Display your work in a way that can be viewed by fairgoers (printed in a binder, written on a canvas, hung on a display).

Exhibit Suggestions:

- Series of original poems.
- An original short story, essay, play script, speech or memoir.
- A children's story or a story written specifically for young children, typically includes illustrations.
- Series of social media posts or an article educating the public on a topic you are passionate about.
- An original graphic novel including characters' dialogue, plot line and illustrations.

4-H and FFA DAIRY

Judging July 5, 2025, 8:30 a.m.

Premiums: Blue, \$6; Red, \$5; White, \$4

SHOWMANSHIP

No advanced entry necessary. Participation ribbons in each category. A select group in each division may receive Award of Merit ribbons. There will be Champion and Reserve Champion ribbons in each division. 4-H members must show their own animal in showmanship.

- SENIOR DAIRY SHOWMANSHIP, Grades 9+
- INTERMEDIATE DAIRY SHOWMANSHIP,

Milking cows come in by 8:30 a.m July 5 for show only but need to be registered in 4-H office on July 2.

Grades 6-8

- BEGINNER DAIRY SHOWMANSHIP, Grades 3-5



4-H and FFA members may show only one animal per lot in each division. 4-H members also showing in the FFA division may enter two animals per lot; one 4-H animal and one FFA animal. One animal must be shown by the member and the other animal by another 4-H or FFA member.

CLASS 2400 – Cloverbud Dairy Calf

Calf born after December 1st of previous year

CLASS 2410 – Other Breeds, Registered**CLASS 2420 – Other Breeds, Grade****CLASS 2430 – Holstein, Registered****CLASS 2440 – Holstein, Grade****Lot**

- 01 – Spring heifer calf: Mar. 1, 2025 - May 31, 2025
- 02 – Winter calf: Dec. 1, 2024 - Feb. 28, 2025
- 03 – Fall calf: Sept. 1, 2024 - Nov. 30, 2024
- 04 – Summer Jr. Yearling: June 1 - Aug. 31, 2024
- 05 – Spring Jr. Yearling: Mar. 1 - May 31, 2024
- 06 – Winter Sr. Yearling: Dec. 1, 2023 - Feb. 28, 2024
- 07 – Fall Sr. Yearling: Sept. 1 - Nov. 30, 2023
- 08 – Two-year-old: March. 1, 2022 - Feb. 28, 2023
- 09 – Cow, 3-4 year old: Sept. 1, 2020 - Aug. 31, 2021
- 10 – Cow, 5 years and older born before Sept. 1, 2020
- 11 – Dry Cow

4-H DEMONSTRATIONS**CLASS 2500 – 4-H Demonstrations**

- Sign up for demonstrations on entry day - July 2
- Special awards - see page 63

Demo's July 6 2-5 PM

Premiums: Blue \$5; Red, \$3; White, \$2

- Lot 1 – Cloverbud
- Lot 2 – Grades 3-5
- Lot 3 – Grades 6-8
- Lot 4 – Grades 9+

4-H members may present Cloverbud, Traditional or Youth-in-Action Demonstrations on any topic of their choice.

Cloverbud Demonstrations: A show and tell type of demonstration for Kindergarten-2nd grade, any topic, no time restrictions.

Traditional Demonstrations: 4-H'er demonstrates by him/herself or with another 4-H member on project or topic of their choice. Demonstration time suggestions: Grades 3-5 - 5-8 minutes; Grades 6-8 - 8-10 minutes; Grades 9+ - 10-15 minutes.

Youth-in-Action Demonstration: Individual or multiple 4-H'ers present an informal demonstration on how to do a particular activity and then include the audience. Involving the audience is the primary focus of a Youth-in-Action demonstration. The audience can ask questions at anytime while the 4-H'ers are demonstrating. Suggested length: 15-20 minutes.

Topics for all types of demonstrations are the 4-H'ers choice. Examples: refinishing furniture, healthy exercises, baking cookies, designing a room, clowning, painting, getting your animal ready for the fair, rocketry, how an internal combustion engine works, gardening, forestry, scrapbooking, woodworking, etc.

4-H and FFA ENTOMOLOGY

Premiums: Blue, \$3; Red, \$2; White, \$1
CLASS 2700 — Entomology

Lot

- 10 — Grades 3-5
- 20 — Grades 6-8
- 30 — Grades 9+



Requirements:

- Emphasis of project must relate to an aspect of entomology. Project must demonstrate specific knowledge of insects. Be prepared to discuss references and sources (books, magazines, internet, an interview with an expert).
- Displays or booklets on entomology topics should include references and sources. Pictures, drawings, charts, tables, or other figures may be used to support understanding.
- Live projects (bee or ant colony) will be accepted if the project can be self-sustaining for up to 14 days without special care. A written report or journal should accompany the project.
- Collections shall be contained in one transparent enclosed case. Arrange so that the case may be displayed in a horizontal position. Place the project label on the lower right corner of the top.
- Specimens must be collected by the exhibitor. Purchased insects are not acceptable.
- Specimens must be properly pinned, with insect pins. Small insects may need to be placed on cardboard points.
- Specimens must be properly labeled to include the location, date, and collector. County and state are minimum location information that should be included. It is valuable to include nearest town or township where the specimen was collected, the type of habitat it was collected from and the common name of the insect.
- All labels should be visible so they can be read.

Exhibit Suggestions:

- Life history displays, scientific investigation, insects in current events, insects in our ecosystem.
- Live projects (e.g., bee or ant colony).
- Utilize the scientific method to learn about insects.
- Collections - cases can be purchased through a variety of vendors or homemade.
- Specialty insect collection can include a collection of a single order. (e.g., Coleoptera or Lepidoptera), a collection of immature insects, a collection of insects from a particular habitat (e.g., aquatic or prairie) or a collection of economic pests of a specific crop.
- General collection: a starter collection should have 10-20 insects. Goal is to get to 50 species of adult insects representing at least 8 orders. Each year add or replace insects. A full 50 species case would be approximately 19" x 16.5" x 3" to 24" x 18" x 3".

EXPLORING ANIMALS

Premiums: Blue, \$3; Red, \$2; White, \$1
CLASS 2800

Lot

- 10 — Grades 3-5
- 20 — Grades 6-8
- 30 — Grades 9+

Intended as an introductory project area for youth who have limited experience with livestock/animal science. This area is a pathway to more in-depth study of the animal.

Requirements:

- This area is for 4-H'ers who wish to learn more about different animal science species.
- Include: Beef, Dairy, Dairy Goat, Meat Goat, Llama/Alpaca, Poultry, Rabbit, Sheep or Swine.

Exhibit Suggestions:

- An exhibit to show or explain something learned or may explore consumer issues, breeds or careers.
- Poster, journal, video or 3-ring binder of an animal.
- Explore basic care and handling, feeding, housing, animal welfare and ethics.

EXPLORING THE ENVIRONMENT

Premiums: Blue, \$3; Red, \$2; White, \$1
CLASS 2900 — Exploring the Environment

Lot

- 10 — Grades 3-5
- 20 — Grades 6-8
- 30 — Grades 9+

Requirement:

- Follow local or state policies for collecting, removing and/or transporting plants and other organisms.

Exhibit Suggestions:

- Display or video about environmental challenges. Could include news clippings and other media about an environmental issue that you care about.
- Phenology journal used to keep track of environmental changes throughout a season.
- Display showcasing your participation in an event, program or other citizen science project to collect data and/or raise awareness.
- Complete a community map or assessment, to observe environmental needs and community assets..
- A display or journal of Minnesota plants, insects, animals, birds or fish.
- Collection of wildflowers growing near where you live or a place you visit.
- Experiment related to local environmental engineering and/or technology applications.
- Pros and cons regarding a specific piece of environmental policy and/or management.
- Choose one living thing in the forest, field or stream and make a display to describe its ecosystem and/or the flow of energy throughout the ecosystem.
- Investigate an invasive, threatened, or extinct species.

FISHING SPORTS

Premiums: Blue, \$3; Red, \$2; White, \$1
CLASS 3000 — Fishing Sports

Lot

- 10 — Grades 3-5
- 20 — Grades 6-8
- 30 — Grades 9+

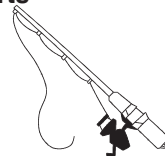


Exhibit Suggestions:

- Fish identification. Describe the habitat and food needs of selected Minnesota fish; develop a display explaining the life history of a fish; create a model or exhibit identifying the parts of a fish.
- Fishing Knots. Identify how and where each knot is used; fishing equipment which is made or repaired such as lures, fishing rods and reels, ice fishing rig, or other fishing equipment.
- Safety practices and techniques that are related to fishing, ice fishing or boating.
- Examples of how water quality affects the fish ecosystem.



F
U
N

A
T

T
H
E

F
A

I
R



- Display of aquatic habitats, invasive species.
- Tactics to fish for various species of fish, techniques and equipment used.
- Cultural aspects of fishing.
- Regional differences across the US/world. (Types of fish, environments, ways to fish, considerations)
- Research commercial fishing for food industry.
- Local DNR fishing regulations.
- Explore careers and explain why they interest you.

Requirements:

- If any lures or pieces are part of a display, ensure that pieces are secured and hooks are not going to be a safety concern (enclosed).
- Do not include live fish as part of the exhibit.

4-H and FFA FLOWER GARDENING

Premiums: Blue, \$3; Red, \$2; White, \$1

CLASS 3100 — Flower Gardening

Lot

- 10 – Grades 3-5
- 20 – Grades 6-8
- 30 – Grades 9+

Requirements:

- Members are responsible for plant care during the fair.
- Label each container according to kind or variety.
- Live plant material will be accepted if it can be maintained in a fresh condition with ease.
- Outdoor living flowers and plants are to be exhibited in this area (including Outdoor Fairy Gardens).

Exhibit Suggestions:

- When exhibiting cut flowers, we suggest:
- Three stems of one variety of annual flowers, or
- One stem of hardy perennial, or summer flowering-bulbs, or one blossom of a tea rose, or one stem of a hardy shrub rose.
- Flower bouquet or arrangement on any theme.
- Display of dried flowers explaining the drying method.
- Exhibit on poster board, not to exceed 22 x 28". Include a plan of the garden drawn to scale, the correct variety name and pictures of the flowers grown. Be prepared to discuss the process from soil preparation to blooming.
- Principles of propagation or reproduction, nutrition, culture and physiology (how a plant lives and grows).

FOOD AND NUTRITION

Premiums: Blue, \$3; Red, \$2; White, \$1

CLASS 3200 — Food

Lot

- 10 – Grades 3-5
- 20 – Grades 6-8
- 30 – Grades 9+

Note: If food safety is a concern, judges reserve the right not to taste and/or judge food items.

Requirements:

- Exhibit may be food items and/or displays.
- Exhibitors should be prepared to discuss references and information sources, nutritional values, methods, menu and costs with the judge.
- Exhibits containing perishable foods, which may be discarded, must include a colored photograph of the food. Print the photo and recipe on an 8 1/2" x 11" paper.

Exhibit Suggestions:

- Food items such as:
- Bars & Cookies, Breads, Cakes or Pastries (no commercial mixes).
- Gluten-Free Baked Goods.
- Homemade Meal or other homemade food
- Fun with Convenience Foods
- Recipe Adaptation to Improve Nutrition.
- Cake/Cupcake & Cookie Decorating.
- Food science experiment.
- Exhibit showing food and/or kitchen safety.
- Investigate food allergen of your choice.
- Display about careers in the food industry.

CLASS 3250 — Nutrition

Lot

- 10 – Grades 3-5
- 20 – Grades 6-8
- 30 – Grades 9+

Exhibit Suggestions:

- One serving of a nutritious food (vegetable or fruit dish, snack, bread, dairy). Include 8 1/2" x 11" poster showing nutritional value, recipe, and photo of food.
- Study of nutrients needed for yourself or someone else, using the dietary guidelines and My Plate.
- Make a food or fitness plan for yourself or someone else and show how it relates to nutritional and energy needs. (Example: an athlete on a volleyball team; a teen who doesn't have a lot of time).
- Adapt a recipe(s) to show healthier ingredient choices.
- Study of how physical fitness and/or food choices are related to disease.
- Study of labels from similar food items, comparing important nutrient content like fat, fiber, and sugar.
- Explore nutrition-related careers.

CLASS 3300 — Food Preservation

Lot

- 10 – Grades 3-5
- 20 – Grades 6-8
- 30 – Grades 9+

Requirements:

- Consult the authorities (University of Minnesota Extension/other state Extension publications, USDA, National Center for Home Food Preservation) and follow the recommendations for the year (or closest to) for all recipes, procedures, and processing times. Recipes from pectin packages are acceptable.
- All preservation exhibits must be labeled or have a notecard that includes county, name, grade, product, style of pack, processing method (boiling water bath or pressure canner), date, processing time, and source of recipe. Pressure canned items indicate dial or weighted gauge and how many pounds of pressure used.
- Jars must be heat-tempered glass canning jars, not commercial glass jars (i.e., glass mayonnaise jars)
- All jars must be sealed. Jellies and jams must be covered with lids.
- Use pint jars for fruit, vegetables, and fish; 1/2 pint jars for jams and jellies; quart jars for pickled products.
- No artificial food coloring should be added to entries

- Dried foods may be stored in glass jars, self-sealing plastic bags or airtight plastic bags. The quantity of dried foods should be: fruits and vegetables - 1/2 cup or more each, herbs - 1/4 cup of each in whole leaf form, 3 strips of meat (i.e. venison or beef jerky).
- Foods must have been preserved within the last year.

Exhibit Suggestions:

Suggested exhibits include one (1) jar or bag or product:

- Vegetables or fruits
- Jams, jellies, preserves, low-sugar spreads (no frozen).
- Pickled products (fermented or added acid, including pickles, sauerkraut, relishes, salsa).
- Meats, poultry and/or fish. (Fish must be in pint jars.) Must be processed in a pressure canner.
- Dried vegetables or dried fruits.
- Dried herbs.
- Beef or venison jerky.
- Learn about cottage food producer requirements.
- Display about different methods of freezing foods or commercially available freezer bags, preserving foods that you've hunted and or caught, methods for harvesting and preserving meat, a poster about making freezer jams/jellies.
- Research illnesses from improper food preservation.
- Teach others about safe canning methods, canning equipment, and preservation techniques with those used in the past.

FORAGES

Premiums: Blue, \$3; Red, \$2; White, \$1
CLASS 6801 – Forages

Lot

- 10 – Grades 3-5
- 20 – Grades 6-8
- 30 – Grades 9+

Requirements:

- Crop must be grown on a farm with which you have a relationship with the producer and have interviewed the producer about the growing process. Crops must have been grown in the current or previous growing season.
- Include a 3 x 5 index card listing the variety if the exhibit is a crop sample.
- Be familiar with crop input costs and growing process.

Exhibit Suggestions:

- A dried sample, in a 3-5 inch tied, dried bundle, clear container of ensiled forages or in a sample 4-6 inch slab of a bale of forage. Forages include alfalfa, warm season grasses, cool season grasses, sorghum, native grasses, silage, etc. It is recommended that a sample analysis of your forage accompanies the sample.
- An educational display illustrating one of the following ideas: nutritional analysis of feedstuff, plant reproduction, plant growth factors, plant characteristics, growing and using plants, plant growth and food production, examples of a plant disease, etc. of forages.

FOREST RESOURCES

Premiums: Blue, \$3; Red, \$2; White, \$1
CLASS 3400 – Forest Resources

Lot

- 10 – Grades 3-5
- 20 – Grades 6-8
- 30 – Grades 9+

Requirements:

- Specimens should be mounted on cardboard or other sturdy material.
- Please follow local or state policies for collecting, removing and/or transporting plants and other organisms.

Exhibit Suggestions:

- Identify the parts of a tree and their functions with a poster or collection of leaves, seeds or needles, or leaf and twig identification.
- Display showing tree growth; annual ring cross-sections; make a seed collection.
- A report about your favorite tree. Include name of tree, drawings or pictures, facts and uses of the tree and other appropriate information.
- Display showing layers of the forest; renewable versus non-renewable resources.
- Display of forestry careers.
- Display on forest ecosystem health such as succession, tree and forest measurements, fire's effect on the forest, how trees grow; forest types, harvesting methods, pathology of the forest, invasive species, or human impact on the forest.
- Photographic display or report on forest products or industries, like maple syrup production; wood products; Christmas trees or others.
- Display on woodland management such as policies created by the U.S. Forest Service or specialized design including shelterbelts/windbreaks and urban forestry.
- A video or display about the human health benefits from trees or what role trees play in global ecology.
- Organize or take part in a mass tree planting and calculate the amount of carbon that will be offset.
- Explore the history of forestry through the lens of indigenous practices or the effects of treaties. How have these relationships impacted people and landscapes?

FRUIT

Premiums: Blue, \$3; Red, \$2; White, \$1

CLASS 3500 – Fruit

Lot


- 10 – Grades 3-5
- 20 – Grades 6-8
- 30 – Grades 9+

Exhibit Suggestions:

- Display showing a comparison of several varieties of the same fruit (labeled); display using a branch to illustrate proper pruning of fruit trees and explaining the process; illustrate the many uses of fruits (fresh, jams, juices, cooking, baking, salads and recipes); illustrate the use of fruits as natural dyes.
- Educational display illustrating diseases (actual specimens) or insects (actual specimens) and methods of control.
- Fruit should be brought in an appropriate size clear container for displaying fruit

Requirements:

- The exhibit must be produced at home or by a close relative. Cannot be store purchased.
- If exhibiting fruit samples, exhibitor should bring 4-6 items of one variety of fruit, include an information card listing the variety.



GEOLOGY**Premiums: Blue, \$3; Red, \$2; White, \$1****CLASS 3600 — Geology****Lot**

- 10 – Grades 3-5
- 20 – Grades 6-8
- 30 – Grades 9+

Requirements:

- Attach specimens securely to a backboard and display in a glass-topped case (approximately 19" x 16.5" x 3"). Specimens should be approximately 2" x 2". Label each specimen using the label described on page seven of the Geology Manual. Size of label may be reduced to fit display case, if needed. Attach specimens so they will not fall if case is set on its edge. Member must have a knowledge of how specimens are identified as to rock or fossil type.

Exhibit Suggestions:

- Display of rocks, minerals or gemstones; can be displayed in an egg carton for younger youth, or in a display case as youth progress in the project; include in the display, labels of specimen name and location collected.
- Rocks, minerals or fossils from within Minnesota or on a definite theme such as metamorphism, weathering, quartz minerals, ores, or a theme of your own choosing.
- Polished rock specimen; include an unpolished specimen of each rock type for comparison.
- Educational exhibit showing the principles of geology and natural earth sciences.
- Exhibit explaining the three main rock types (Igneous, Metamorphic, Sedimentary). Include examples of each.
- Model of a geologic earth structure or feature such as volcano, mountain range, plate tectonics, earthquake, cave or glacier.
- Geological time scale.

GEOSPATIAL**Premiums: Blue, \$3; Red, \$2; White, \$1****CLASS 3700 — Geospatial****Lot**

- 10 – Grades 3-5
- 20 – Grades 6-8
- 30 – Grades 9+

Requirements:

- Exhibits may include a poster, display or booklet. 4-H'ers may additionally share their project work through a computer based presentation. Exhibitors will need to bring the appropriate software and presentation data.
- Exhibits may include community maps, comparison of GPS units, ways in which GIS and GPS programs are used, and reviews of software and resources available.

Note: Geographic Information System and Global Positioning System (GIS/GPS) programs allow 4-H members to explore science, engineering and technology and combine to form the content for the Geospatial project area. Appropriate work in this area can include investigations into the history of GIS

and/or GPS, current uses, equipment and software and more. Development of GIS maps that incorporate waypoints and trails created through GPS are encouraged.

GLOBAL CONNECTIONS**Premiums: Blue, \$3; Red, \$2; White, \$1****CLASS 3800 — Global Connections****Lot**

- 10 – Grades 3-5
- 20 – Grades 6-8
- 30 – Grades 9+

Global Connections projects allow you to explore countries and learn about their government, history, people and popular culture. It also allows you to further explore your own culture and traditions.

Exhibit Suggestions:

- Make a poster exploring your own culture. Share elements of your culture and how it differs from another culture.
- Make a display of coins, stamps or postcards from other countries.
- Record an oral history interview with someone from another culture living in your community.
- A collection of foreign recipes you have prepared.
- Prepare an exhibit of items, pictures, maps, charts, slides/tapes, drawings, illustrations, writings or displays that depict the heritage of your family or community.
- Prepare a display illustrating what you have learned about a country's or US. region's geography, economy, agriculture, people, language, housing, culture, music, crafts, clothing, holidays or other aspects.

4-H and FFA GOATS**Premiums: Blue, \$4; Red, \$3; White, \$2**

Judging July 5, 2025 at 10 a.m. Goat & Sheep Arena
Goats will remain on grounds for the entire fair.

SHOWMANSHIP

No advanced entry necessary. Participation ribbons in each category. A select group in each division may receive Award of Merit ribbons. There will be Champion and Reserve Champion ribbons in each division. 4-H members must show their own animal in showmanship.

Senior showmanship, grades 9+; Intermediate showmanship, grades 6-8; Beginner showmanship, grades 3-5.

All goats need to have a USDA scrapies eradication ID tag or tattoo with premise paper presented.

All goats that are within 30 days of giving birth (either before or after birthing) may not be exhibited.

CLASS 3900 — Cloverbud Goat

Choose and bring one goat only, any age.

CLASS 3910 — Dairy Goat Production**Lot**

- 01 – Junior doe kid: April 1 - June 30, 2025
- 02 – Senior doe kid: Jan. 1 - March 31, 2025
- 03 – Dry yearling doe: Jan. 1 - Dec. 31, 2024
- 04 – Milking yearling doe: Jan. 1 - Dec. 31, 2024
- 05 – Milking two year old doe: Jan. 1 - Dec. 31, 2023
- 06 – Milking doe, 3 years and under 5 years: born in 2021 or 2022

07 – Milking doe, 5 years or older; born in before 2021
08– Daughter - Dam Class

CLASS 3920 — Other Goat

Lot

- 01 – Non-dairy goat (Pygmy, Angora, etc.) born after January of current year.
- 02 – Non-dairy goat (Pygmy, Angora, etc.) born before January of current year.

CLASS 3930 — Meat Goat Breeding

Lot

- 01 – Junior Doe Kid - born March 1 - May 31, 2025
- 02 – Senior Doe Kid - born Dec 1 2024 - Feb 28, 2025
- 03 – Dry Jr Yearling Doe - born March 1 - May 31, 2024
- 04 – Dry Sr Yearling Doe - born Dec 1 2023 - Feb 28 2024
- 05 – Dry Meat Fall Yearling Doe - June 1 - Nov 30 2024

CLASS 3940 — Market Wether or Doe Born November 1 2024 - April 30 2025

Lot

- 01 – Dairy Wether
- 02 – Meat Wether
- 03 – Meat Market Doe
- 04 – Dairy Market Doe

HEALTH & WELLNESS

Premiums: Blue, \$3; Red, \$2; White, \$1
CLASS 4000

Lot

- 10 – Grades 3-5
- 20 – Grades 6-8
- 30 – Grades 9+

Exhibit Suggestions:

- Research and report on a health issue of your choice.
- Report on a community project that you conducted or volunteered with that relates to a health issue or addresses a community need.
- Conduct a community health assessment for your county, tribe, city or school. What are they doing well to support people's wellbeing? What challenges have arisen? What solutions are they offering to support the community?
- Research resources that are available to you in your community. What did you learn and do with the information?
- Create a Day in the Life Timeline to identify how you spend your day.
 - Share some ways you incorporate self-care and/or mindfulness practices into your daily routines.
 - How does fitness, motion or athletics fit into a healthy lifestyle for you?
 - How do you manage schedules/Stress Management?
 - What steps do you take to ensure you are nourishing your body throughout the day?
- Design a model of the human skeleton and label the bones or learn about other organs and systems of the human body.
- Careers in the health service industry.

HERB GARDENING

Premiums: Blue, \$3; Red, \$2; White, \$1
CLASS 6802

Lot

- 10 – Grades 3-5
- 20 – Grades 6-8
- 30 – Grades 9+

Exhibit Suggestions:

- Educational display showing some aspect of raising or using herbs.
- An herb container garden planted in a tub, pot, or planter.
- A dried sample of herbs you have raised, harvested, and dried (in an airtight container)

HOME ENVIRONMENT

Premiums: Blue, \$3; Red, \$2; White, \$1
CLASS 4100 — Home Environment

Lot

- 10 – Grades 3-5
- 20 – Grades 6-8
- 30 – Grades 9+

Requirements:

- Members exhibiting in this project should be prepared to discuss how their exhibit applies to the home, how and where it is used or displayed, and all details of how it was made or selected. They should know about the subject matter of the specific exhibit, the materials used, how and why it was done, costs involved, and alternatives considered.
- A photograph and report showing its place in the home environment must accompany exhibits that are items for the home.
- Pictures and wall hangings that are exhibited should be finished and ready to hang.
- Purchased kits may be used.

Exhibit Suggestions:

- Finished or refinished wood item, or reupholstered furniture with before and after photos.
 - Repaired, restored, or remodeled item for the home.
 - An article remade or reclaimed for the home with a link to the past, including history of use.
 - Description, diagrams/photos, samples and cost of a redecorating or remodeling plan showing before and after.
 - Item creation for the home.
 - Home organization and functionality.
- Environmentally friendly home improvements; assess energy efficiency.

4-H and FFA HORSE

Judging June 28, 2025, 9 a.m.

4-H participants must be entered by 8:30 a.m. on June 28. (Horses will be brought in on judging day and taken home after the judging.)

All participants must wear helmets in arena.

Horse exhibitors must bring paper photocopy proof of current negative Coggin's Test for our records (within 12 months prior to show date) to the fair.

Premiums: Blue, \$4; Red, \$3; White, \$2

CLASS 4200 — Cloverbud Horse

When a Cloverbud is mounted on a horse, the horse must always have a lead line and be under the control of the responsible person.

Lot

- 01 – Cloverbud Showmanship
- 02– Cloverbud Horsemanship (walk, trot only). One horse

CLASS 4210 — Halter Showmanship

Lot

- 01 – Exhibitor 10th grade and older
- 02 – Exhibitor 8th & 9th grade
- 03 – Exhibitor 6th & 7th grade
- 04 – Exhibitor 1st year 4-H member thru 5th grade
- 05 – Exhibitor Novice

CLASS 4220 — English Pleasure

Lot

- 01 – Exhibitor of any grade

CLASS 4230 — English Equitation

Lot

- 01 – Exhibitor of any grade

CLASS 4240 — Western Horsemanship

Lot

- 01 – Exhibitor 10th grade & older
- 02 – Exhibitor 8th & 9th grade
- 03 – Exhibitor 6th & 7th grade
- 04 – Exhibitor 1st year 4-H member thru 5th grade
- 05 – Exhibitor Novice (walk/trot only)

CLASS 4250 — Western Pleasure

Lot

- 01 – Exhibitor 10th grade & older
- 02 – Exhibitor 8th & 9th grade
- 03 – Exhibitor 6th & 7th grade
- 04 – Exhibitor 1st year 4-H member thru 5th grade
- 05 – Exhibitor Novice (walk/trot only)

CLASS 4260 — Pole Weaving and

CLASS 4270 — Barrels

Lot

- 01 – Exhibitor 10th grade & older
- 02 – Exhibitor 8th & 9th grade
- 03 – Exhibitor 6th & 7th grade
- 04 – Exhibitor 1st year 4-H member thru 5th grade
- 05 – Exhibitor Novice (walk/trot only)

HORSELESS HORSE

Premiums: Blue, \$3; Red, \$2; White, \$1

CLASS 4300 — Horseless Horse

Lot

- 10 – Horseless - Grades 3-5
- 20 – Horseless - Grades 6-8
- 30 – Horseless - Grades 9+

Note: Horseless Horse is intended for exhibitors that do NOT have a horse.

Requirements:

- Exhibits may be a model, poster, scrapbook, essay, and/or article. The exhibit should show or explain something the 4-H member has made, done or learned in the project.
- Exhibits are judged on entry day in the 4-H building.

HORSE RELATED

Premiums: Blue, \$3; Red, \$2; White, \$1

CLASS 4400 — Horseless Horse

Lot

- 10 – Horse Related - Grades 3-5
- 20 – Horse Related - Grades 6-8
- 30 – Horse Related - Grades 9+

Note: Horse Related is intended for exhibitors that have a horse.

Requirements:

- Exhibits may be a model, poster, scrapbook, essay, and/or article. The exhibit should show or explain something the 4-H member has made, done or learned in the project.
- Exhibits are judged on entry day in the 4-H building..

INDOOR GARDENING

Premiums: Blue, \$3; Red, \$2; White, \$1

CLASS 4500 — Indoor Gardening

Lot

- 10 – Grades 3-5
- 20 – Grades 6-8
- 30 – Grades 9+



Requirements:

POTTED PLANTS:

- Flowering plants should be in bloom.
- Foliage plants should be in vigorous condition.
- Plants should be grown in the exhibited container for at least one month prior to fair.
- Indoor living flowers and plants are to be exhibited in this area (including Indoor Fairy Gardens)

PLANTS IN HANGING CONTAINERS:

- Container for the plant should not be more than 10" in depth or diameter.
- Maximum total length of hanger and plant should not exceed 4'.
- Evaluation will include appropriateness of plant for a hanging container, condition, arrangement and plants being well established.

TERRARIUMS:

- The terrarium may not exceed 24" in any dimension.
- Terrarium should be planted four-six weeks ahead of exhibiting.
- Members must be able to identify all plant materials in their terrariums, know why they were selected for use (quality, container and design).

FAIRY GARDEN:

- Must include at least two types of live plants. Gardens can be in an indoor container or outdoor display, with clear labeling of the plant species. Exhibits may include a brief written discription (max, 100 words) explaining the theme or story of the garden. Plants should be grown in the exhibit container for at least one month before the fair.

Exhibit Suggestions:

- Two or more varieties of house plants with common and botanical name.
- Terrarium or dish garden; consider terrarium material of general terrarium plant of native and woodland plants of Minnesota.
- Educational exhibit showing plant propagation, plant history, forcing bulbs, life cycle of a flowering plant, etc.

LANDSCAPE DESIGN

Premiums: Blue, \$3; Red, \$2; White, \$1

CLASS 4600 — Landscape

Lot

- 10 – Grades 3-5
- 20 – Grades 6-8
- 30 – Grades 9+

Requirements:

- Include a design (paper or 3D model) and budget.
- Itemization of supplies, plants, trees, grasses, rocks and other materials used in the design.
- If multi-year, describe the yearly benchmarks.
- Identify software or computer programs used.
- Mention elements of landscape design such as: balance, localization, simplicity, rhythm and line, proportion, and unity.

Exhibit Suggestions:

- A 3D model of a landscaping design (24x36 inches).
- A binder with photos, design, budget and a key explaining certain pieces in the design.
- A colored design of the layout with colors. Adding explanation of why certain colored plants and what they add to the design.
- Using a computer or designing landscaping, garden area or new tree line development.
- A display about turf management and why certain types of grasses are used. Types of turf grasses.
- Creating a landscape project for a nursing home, hospital or other places with people in care. Using plants or bird feeders for patient comfort.
- Discussion of either annual or perennial plants used.
- Pollinator gardens.

NEEDLE ARTS

Premiums: Blue, \$3; Red, \$2; White, \$1
CLASS 4700 — Fiber/Needle Arts

Lot

- 10 – Grades 3-5
- 20 – Grades 6-8
- 30 – Grades 9+

Requirements:

- This project area is for projects created using a hand needle, hook, shuttle or loom.
- Each exhibit must include a consumer information tag, if appropriate, with the following information: pattern name and source, fiber content, and care instructions.
- Exhibitor should be prepared to discuss techniques, fiber content, care instructions, and cost. Exhibitor is encouraged to bring instructions, pattern, or other educational sources used.
- Projects must be finished and ready to display. If an item is framed, a wall hanging or to be displayed on a wall, it should be finished and ready to hang.
- Project kits are acceptable in this project area. The project must meet all other requirements.

Exhibit Suggestions:

- Any item made using the techniques of knitting, crocheting, embroidery, crewel, counted cross stitch, needlepoint, hard angle, weaving, applique, latch hook, tatting, hand embellishments, felting or hand embroidery.
- Comparison and evaluation of materials, supplies, or accessories used for a needle arts technique.
- Poster or display showing how needlework product is or could be priced, advertised and marketed, comparing different techniques of a particular needle art or showing how to care for your project supplies (ex. storing, organizing, cleaning).
- Story, poster, or display about a needle arts heirloom from your family or local history museum. Exhibit must include information about how item should be preserved.

PHOTOGRAPHY

Premiums: Blue, \$3; Red, \$2; White, \$1
CLASS 4800 — Photography

Lot

- 10 – Grades 3-5
- 20 – Grades 6-8
- 30 – Grades 9+

Requirements for BOTH Elements of Photography and Photo Manipulation:

- Photos exhibited must have been taken, produced, or enhanced by the exhibitor during the current year.
- Exhibitor's name, club, county and exhibit class should be clearly printed on the back of the exhibit.
- Unaltered 4"x6" photos must be attached to the back.
- Picture frames or glass are not allowed.
- Exhibits with multiple photos should use 4"x6" prints.
- Enlarged photos should be 5"x7" or 8"x10".
- Photos should be mounted on mat board or poster board using neutral colors (white, tan, grey or black). Do not use construction paper or colored paper.
- Use a 14 x 22" board for 5 or more photos in an exhibit. Cut smaller boards for enlargements.
- Exhibits should reflect the appropriate size for the item designed.

Photo/Video Release Form - It is important to learn how to use this form when including any person in your photograph or in your video that is NOT in 4-H. This verifies that the subject has agreed to have their photograph taken or be in your video. Keep this signed form in a file.

This link, <https://z.umn.edu/intro-to-photo-manipulation>, explains what the difference is between elements and manipulation, software options and information on how to talk to a judge.

Equipment:

- Use any device capable of capturing a photographic image to be printed: digital or film camera, cell phone, tablet or drone. A computer, phone or tablet is required for photo manipulation.
- Please note: Supervision of the drone operator is important until they understand not only how to use a drone but also understand the etiquette and rules for using the drone. For information see: <https://www.faa.gov/uas> (unmanned aircraft systems).

Elements of Photography

Exhibit will focus on what makes a good photograph (composition, light, shutter speed, color, depth of field and leading lines). Only select modifications are allowed in post-production. Post-production is any adjustments made after the photo is taken using editing software. Allowed whole image edits must be applied to the entire image and not specific areas of the photo. Allowed whole image edits include cropping, exposure correction, color saturation, contrast, sharpening or conversion to black and white. On-camera filters: a physical filter that attaches to the camera lens are allowed.

Exhibit ideas:

- Photo story:
 - Show a town's history or a family history.
 - Develop a documentary of your 4-H club's community project.

- Document environmental issues such as the plight of pollinators, or steps to improve the environment.
- Present a day in the life of - farm or city youth, a professional person such as a nurse or a firefighter.
- Exhibit a series of photos on how to make something.
- Common Theme or subject:
 - Display a series of 3-7 photos of a common subject such as people, buildings, landscapes, animals, seasons, action, nature, weather, or close-ups.
- Showcase a Photographic Element:
 - Display a series of 5-7 photos that illustrate some photographic element such as composition, lighting, shutter speeds, depth of field, color, contrast, or cropping.
- Panorama:
 - Show a single image created in camera or a triptych (set of 3 photos intended to be used together) of several images created by moving the camera. A triptych may consist of separate images that are variants of a theme, or may be one larger image split into three.

Manipulated Photography

Exhibit will focus on using photography to show creatively edited photos and how photography is used in everyday life. Software editing is required for this category and may include: Layering, removing or adding objects or text additions.

Entries in this category must involve editing with software such as Photoshop, Light room, IPhoto, Picasa, Gimp, Picmonkey, Pixi, or Microsoft Publisher. Please view (z.umn.edu/intro-to-photo-manipulation) for specific examples and explanation.

Stock photos are not allowed. All images used in photo manipulation exhibits must have been taken by the exhibitor. Examples of images not allowed include: an image of space (taken by NASA) as the background of your photo or if you want a shark inserted into your composite image, you must take a photo of a shark.

Exhibit Suggestions:

- Composite photo: Multiple images combined.
 - Panoramas.
 - The same person in multiple places within the photo.
 - Replacing the sky.
- Single Source Image Manipulation.
 - Acne removal, eye enhancement, teeth whitening.
 - Selective color manipulations.
 - Digital filters (other than black and white)
 - Removing distractions in the background.
- Photo Series:
 - A series of 5-7 digitally edited photos that illustrate a common theme such as environmental issues, plight of pollinators, how to do something.
- Enlarged Photo:
 - 5"x7" or 8"x10" print that has been digitally enhanced and illustrates software skills. An unaltered 4x6" print must be attached to the exhibit.
- Publications:
 - Calendars, brochures, posters that are created using computer software.
- Photo Novelties:
 - Mugs, puzzles, blankets, or other media on which photos have been printed.

- Slide show:
 - A compilation of photos with titles, voice-over or background music. Exhibitor can show their exhibit on a 14"x22" poster board, computer or tablet.

4-H and FFA PLANT AND SOIL SCIENCE

Premiums: Blue, \$3; Red, \$2; White, \$1
CLASS 4900 — Plant and Soil Sciences

Lot

10 – Grades 3-5
 20 – Grades 6-8
 30 – Grades 9+

Exhibit Suggestions:

- Take soil samples and compare soil analysis
- An exhibit showing different varieties of forages, cover crops, etc. (seed or plant)
- A plant life cycle exhibit highlighting the growth of a plant from seed to a mature plant.

4-H and FFA POTATO

Premiums: Blue, \$3; Red, \$2; White, \$1
CLASS 5000 — Potato

Lot

10 – Grades 3-5
 20 – Grades 6-8
 30 – Grades 9+

Requirements:

- If displaying a potato box (fruit crate size) or clear Rubbermaid container, you need 6-10 potatoes of the same variety or 2-3 varieties (this year's crop) similar in size with variety identified on an information card.
- Be familiar with crop input costs and the growing process.
- The exhibit must be produced at home or by a close relative. Cannot be store purchased.

Exhibit Suggestions:

- Display a box (fruit crate size) or clear Rubbermaid container of potatoes that contains all of the potatoes in that hill (all the potatoes one plant produced)
- Display a box (fruit crate size) or clear Rubbermaid container of 6-10 potatoes
- Educational display illustrating diseases and control, methods of mulching and reasons, causes and effects of sun scald.

4-H and FFA POULTRY

Premiums: Blue, \$3; Red, \$2; White, \$1

Judging July 6, 2025, following Rabbit Show. Bring padlock and shavings for cages. All poultry, except waterfowl and pigeons, must have health certifications. Chicken and turkey exhibits must be accompanied by a statement of origin certificate indicating their bird(s) is from a Pullorum-Typhoid free flock within 12 months prior to entry day, or a Board of Animal Health Certificate stating that your bird tested negative. Certificates must be official, signed and dated. Poultry testing must be done EACH year. Turkeys must be tested negative or originate directly from parent stock that is tested negative for salmonella typhimurium, Mycoplasma gallisepticum, and Mycoplasma synoviae. Check with your hatchery or breeder for certificates are required for waterfowl or pigeons.

Copy of pollorum certificate must be turned in to the exhibit building. Please be considerate and clean your cages.

Chickens, turkeys, and game birds at exhibitions, except baby poultry, must be individually identified with a leg or wing band.

For questions related to poultry exhibition requirements, please contact the Minnesota Poultry Testing Laboratory at 320-231-5170 - www.mn.gov/bah

Poultry exhibited must be of this year's hatch, January 1st and after, except where specifically noted.

SHOWMANSHIP

No advanced entry necessary. Participation ribbons in each category. A select group in each division may receive Award of Merit ribbons. There will be Champion and Reserve Champion ribbons in each division. 4-H members must show their own animal in showmanship.

- Senior showmanship - Grades 9+
- Intermediate showmanship - Grades 6-8
- Beginner showmanship - Grades 3-5

CLASS 5100 - Cloverbud Poultry

Choose and bring only one bird (from duck, goose, chicken, turkey or show and hobby). Must be current year's hatch.

CLASS 5110 - Chickens

Breeding classes will be judged on breed characteristics using the American Standard of Perfection as a guide. All Poultry must be purebred, except Egg Production and Market Pens.

Lot

- 01 - Market pen of 2 males or 2 females of same breed emphasizing market type.
- 02 - Egg production commercial hybrid, pen of 2 pullets of same breed.
- 03 - Egg production, white egg layers, must be hybrid, pen of 2 pullets of same breed.
- 04 - Standard breeding pen of 1 male and 2 females of same breed.
- 05 - Bantam breeding pen of 1 male and 2 females of same breed.

CLASS 5120 - Ducks

Lot

- 01 - Market pen of 2 females or 2 males emphasizing meat market qualities.
- 02 - Standard breeding pen of 1 male and 2 females of same breed.
- 03 - Bantam breeding pen of 1 male and 2 females of same breed.

CLASS 5130 - Geese

Lot

- 01 - Market pen of 2 females or 2 males emphasizing meat market qualities.
- 02 - Breeding pen of 1 male and 2 females of same breed.

CLASS 5140 - Turkeys Domestic Only

Lot

- 01 - Market pen of 2 females or 2 males emphasizing meat market qualities.
- 02 - Breeding pen of 1 male and 2 females of same breed.

CLASS 5150 - Show and Hobby

These birds can be any age with testing conducted within the last 6 months. Two birds per pen with the exception of extremely large birds like an ostrich.

Lot

- 01 - Pigeons
- 02 - Pheasants
- 03 - Quail
- 04 - Other fowl (please indicate species. Chickens, ducks, geese, pigeons, guinea fowl and turkeys not eligible).

CLASS 5160 - Pigeons

Lot

- 01 - Utility - Breeding pair
- 02 - Utility - 1-Young bird
- 03 - Fancy - Breeding pair
- 04 - Fancy - 1-Young bird
- 05 - Flying - Breeding pair
- 06 - Flying - 1-Young bird

Rules for Pigeons

- One pair of breeding pigeons consists of one male and one female of the same breed.
- A young bird is one purebred bird, male or female, this year band.
- All breeding pairs must have been bred the previous year or earlier. This means the birds must be at least one year old to be part of a breeding pair.
- No health certificate is required. Any bird that looks ill or diseased will not be allowed to be shown. It is recommended that you practice a vaccinating program.
- **All birds must be banded.** Must have previous year's band or older on breeding pair. Bands must be seamless and the correct size for the breed. Seamless bands within one size will be accepted.
- All pigeons will be judged according to the Pigeon standard book.

CLASS 5170 - Guinea Fowl

Lot

- 01 - Breeding pen trio (one male & two females of same breed)
- 02 - Market pen pair (two males or two females of same breed)

Rules for Guinea Fowl

- Guinea Fowl must be this year's hatch.
- Only Pearls, Whites and Lavender breeds can be shown.

4-H and FFA RABBITS

Premiums: Blue, \$3; Red, \$2; White, \$1

Judging July 6, 2025, 10 a.m., Show Arena

Bring padlock and shavings for cages.

Please be considerate and clean your cages.

SHOWMANSHIP

No advanced entry necessary. Participation ribbons in each category. A select group in each division may receive Award of Merit ribbons. There will be Champion and Reserve Champion ribbons in each division. 4-H members must show their own animal in showmanship.

- SENIOR RABBIT SHOWMANSHIP – Grades 9+
- INTERMEDIATE RABBIT SHOWMANSHIP – Grades 6-8
- BEGINNER RABBIT SHOWMANSHIP – Grades 3-5

Requirements

- Purebred rabbits are those which have a three-generation pedigree showing the ancestral background being of all the same breed, making it eligible for registration.
- All breeds recognized by the American Rabbit Breeders Association are eligible. Rabbits will be judged according to ARBA standards.
- Each rabbit must be permanently tattooed in the left ear for identification purposes.

CLASS 5200 – Cloverbud Rabbit

Choose and bring only one rabbit.

CLASS 5210 – Small Breeds, Purebreds

You are allowed to sign up for more than one per lot if you own two different breeds.

Lot

- 01 – Senior Buck over 6 months of age
- 02 – Senior Doe over 6 months of age
- 03 – Junior Buck under 6 months of age
- 04 – Junior Doe under 6 months of age

4 Class (small) rabbit breeds include Dutch, Holland Lop, Jersey Wooly, Mini Lop, American Fuzzy Lop, American Sable, Dwarf Hotot, English Angora, French Angora, Satin Angora, Belgian Hare, Britannia Petite, Standard Chinchilla, English Spot, Florida White, Harlequin, Havana, Himalayn, Lilac, Rhinelander, Silver, Silver Marten, Tan, Lion Head, and Thrianta.

CLASS 5220 – LARGE BREEDS, PUREBREDS

You are allowed to sign up for more than one per lot if you own two different breeds.

Lot

- 01 – Senior Buck over 8 months of age
- 02 – Senior Doe over 8 months of age
- 03 – Intermediate Buck 6-8 months of age
- 04 – Intermediate Doe 6-8 months of age
- 05 – Junior Buck under 6 months of age
- 06 – Junior Doe under 6 months of age

6 Class (large) rabbit breed include New Zealand, Satin, American Giant Angora, Bevern, Californian, Champagne Dargent, Checkered Giant, American Chinchilla, Giant Chinchilla, Cinnamon, Creme Dargent, Flemish Giant, Hotot, English Lop, Palomino, Silver Fox, Belgian Hare, and French Lop.

CLASS 5230 – MINI REX**Lot**

- 01 – Senior Buck over 8 months of age
- 02 – Senior Doe over 8 months of age
- 03 – Intermediate Buck 6-8 months of age
- 04 – Intermediate Doe 6-8 months of age
- 05 – Junior Buck under 6 months of age
- 06 – Junior Doe under 6 months of age

CLASS 5240 – MARKET RABBIT**Lot**

- 01 – Single fryer - purebred or crossbred. Not over 70 days of age, weighing 3-5 lbs.
- 02 – Pen of 3 fryers - purebred or crossbred, all the same breed and variety, not over 70 days of age on day of show, weighing 3-5 lbs.

ROBOTICS

Premiums: Blue, \$3; Red, \$2; White, \$1
CLASS 5300

Lot

- 10 – Grade 3-5
- 20 – Grade 6-8
- 30 – Grade 9+

NOTE: The goal of the 4-H robotics program is for the 4-H members to explore science, technology and engineering through designing and building a functioning robot. The robot can be either programmable or remote controlled. The robot can be created by an individual or a group.

REQUIREMENTS:

- Exhibits may have a one page report explaining the function, purpose and construction of the robot.

EXHIBIT SUGGESTION:

- A robot(s), a display, diagrams of programming, booklets, etc.

QUILTING

Premiums: Blue, \$3; Red, \$2; White, \$1
CLASS 5400

Lot

- 10 – Grade 3-5
- 20 – Grade 6-8
- 30 – Grade 9+

Quilting is the term given to the process of joining a minimum of three layers of fabric together either through stitching manually by hand using a needle and thread or specialized longarm quilting system.

Requirements:

- Attach an index card which includes: pattern name and source, fiber content of fabric & batting, and care instructions.
- Finishing techniques may be machine quilted, hand quilted or hand tied. If not quilted or tied by the 4-H'er, exhibitor must state who tied or hand/machine quilted the final project.
- Techniques used, size, and difficulty of the project should be based on the exhibitor's sewing/quilting experience level.

Exhibit Suggestions:

- A quilted item such as a potholder, table runner, doll or full sized quilt.
- Repair, repurposing, or re-design of a previously finished quilt.
- A display on a quilting topic of your choice. Examples: the history of quilting/quilting patterns, a comparison of different fabrics or threads, different types of quilting notions and tools, piecing techniques.

SAFETY

Premiums: Blue, \$3; Red, \$2; White, \$1
CLASS 5500

Lot

- 10 – Grade 3-5
- 20 – Grade 6-8
- 30 – Grade 9+

Requirements:

- Abide by local, state and federal laws regarding your safety topic.

Exhibit Suggestions:

- A First Aid or Childcare Kit with explanations for the items you included.
- A Public Service Announcement or social media toolkit to promote a safety topic of your choice.
- List tips for being safe when home alone, such as emergency numbers to call, safety while preparing snacks and keeping doors locked.
- Attend and report on a safety program such as farm/livestock/animal, fire, food, firearms, ATV, watercraft, wilderness/outdoor, traffic, bike, personal, online, sun/skincare or others.
- Interview a safety professional and showcase their advice.

SCRAPBOOKING/Digital Albums

Premiums: Blue, \$3; Red, \$2; White, \$1
CLASS 5600

Lot

- 10–Grade 3-5
- 20–Grade 6-8
- 30–Grade 9+

REQUIREMENTS:

- Exhibit should tell a story with captions and/or journaling.
- Pages should be in a standard, bound (not loose) album, in any size.
- Exhibit should reflect the use of at least three scrapbooking techniques and/or tools.
- All pages entered must be acid and lignin free; page protectors must also be used where applicable.

EXHIBIT SUGGESTIONS:

- Themed albums, i.e. vacation, special occasion, wedding, graduation, heritage, etc.
- Digital albums.
- Two-page spread or six-page spread.
- Educational display relating to scrapbooking.

SELF-DETERMINED

Premiums: Blue, \$3; Red, \$2; White, \$1
CLASS 5700 — Self-Determined

Lot

- 10–Grades 3-5
- 20–Grades 6-8
- 30–Grades 9+

The Self-Determined project area is intended for those projects that might not fit within other categories and for those learning experiences that members select, plan, and manage on their own. This is not a "catch-all" category but rather is focused on intentional self-directed learning. Members should be able to describe what they did, how they reflected on it, and how they applied what they learned.

Requirements:

- A self-determined project will be judged primarily on the self-guided learning experience. While the artistry and craftsmanship of the exhibit itself will be considered, emphasis will be placed on the selection and identification of the self-guided learning experience and the ability of the member to convey the experience and what was learned from it. If the member wishes to be judged on the exhibit's craftsmanship or artistry, exhibit should be entered within the appropriate project area (a project in seed art should be submitted within Crafts and Fine Arts project area if looking to be judged on the quality of the final product and the process and learning associated with its assembly).
- Exhibits consisting of projects or assignments done for school or other organized learning environments must indicate how the member went above and beyond the requirements of the assignment/project and individualized the learning to meet their own goals and desired outcomes.
- Exhibits may be submitted by individuals or teams. A team may consist of not more than three (3) individuals. Team members will be judged collectively.

Exhibit suggestions:

- A portfolio describing the selection, planning, and management of a service learning project.
- A photo collage capturing the experiences and stages of development of an event planned and facilitated by the member either individually or as a part of a team.
- A video or digital blog capturing the "behind the scenes" work done by an individual member while working as part of a team on a project or assignment.
- A LEGO creation (not a kit) intended to include deeper learning that is not in any other project requiring exhibitor to create their own learning path.

4-H and FFA SHEEP

Premiums: Blue, \$4; Red, \$3; White, \$2
Judging July 6, 2025, 9 AM, Sheep Arena

SHOWMANSHIP

No advanced entry necessary. Participation ribbons in each division. A select group in each division may receive Award of Merit ribbons. There will be Champion and Reserve Champion ribbons in each division. 4-H member must show their own animal in showmanship.

- SENIOR SHEEP SHOWMANSHIP -
Grades 9+
- INTERMEDIATE SHEEP SHOWMANSHIP -
Grades 6-8
- BEGINNER SHEEP SHOWMANSHIP -
Grades 3-5

All sheep need to have a USDA scrapies eradication ID tag or tattoo with premise paper presented.

All sheep that are within 30 days of giving birth (either before or after birthing) may not be exhibited.

Exhibitors are responsible for clean-up after shearing.

CLASS 5800 — Cloverbud Sheep Class

Choose and bring only one animal, a ewe or a wether.

CLASS 5810 — Breeding Ewe Lamb Meat Breeds, Purebred

Lot

- 01 – Ewe lamb born in January of current year.
- 02 – Ewe lamb born in February of current year.
- 03 – Ewe lamb born in March of current year.

CLASS 5820 — Breeding Ewe Lamb Wool Breeds, Purebred

(Columbia, Corriedale, Rambouillet and Targhee)

Lot

- 01 – Ewe lamb born in January of current year.
- 02 – Ewe lamb born in February of current year.
- 03 – Ewe lamb born in March of current year.

CLASS 5830 — Breeding Ewe Lamb Grade and Commercial

Lot

- 01 – Ewe lamb born in January of current year.
- 02 – Ewe lamb born in February of current year.
- 03 – Ewe lamb born in March of current year.

CLASS 5840 — Yearling Ewe, not lambed (Born after Jan. 1 of previous year)

Lot

- 01 – Yearling ewe, meat breed, purebred
- 02 – Yearling ewe, wool breed, purebred (Columbia, Corriedale, Rambouillet and Targhee)
- 03 – Yearling ewe, grade and commercial

CLASS 5850 — Yearling Ewe, lambed

(Born after Jan. 1 of previous year)

Lot

- 01 – Yearling ewe, meat breed, purebred
- 02 – Yearling ewe, wool breed, purebred (Columbia, Corriedale, Rambouillet and Targhee)
- 03 – Yearling ewe, grade and commercial.

**CLASS 5860 — Black Face Market Lamb
Ewe or Wether**

Born on or after December 1 of the previous year

Lot

- 01 – 1st market lamb, all breeds
 - 02 – 2nd market lamb, all breeds
- Second market lamb must show in separate weight class; if at fair time both market lambs end up in one weight division, one animal will be moved up to the next weight class.

**CLASS 5870
White Face Market Lamb
Ewe or Wether**

Born on or after December 1 of the previous year.

Lot

- 01 – 1st market lamb, all breeds
 - 02 – 2nd market lamb, all breeds
- Second market lamb must show in separate weight class; if at fair time both market lambs end up in one weight division, one animal will be moved up to the next weight class.

**CLASS 5880
Speckled Face Market Lamb
Ewe or Wether**

Born on or after December 1 of the previous year.

Lot

- 01 – 1st market lamb, all breeds
 - 02 – 2nd market lamb, all breeds
- Second market lamb must show in separate weight class; if at fair time both market lambs end up in one weight division, one animal will be moved up to the next weight class.

**CLASS 5890
Hair Breeds Market Lamb
Ewe or Wether**

Born on or after December 1 of the previous year.

Lot

- 01 – 1st market lamb, all breeds
 - 02 – 2nd market lamb, all breeds
- Second market lamb must show in separate weight class; if at fair time both market lambs end up in one weight division, one animal will be moved up to the next weight class.

**SHOOTING SPORTS
Premiums: Blue, \$3; Red, \$2; White, \$1
CLASS 5900 — Shooting Sports****Lot**

- 10 – Grades 3-5
- 20 – Grades 6-8
- 30 – Grades 9+

Requirements:

- No explosive materials are allowed.
- Arrow tips or broadheads should be removed for display but may be included as part of the judging experience if secured for safety.
- Exhibits including firearms & bows must be sporting varieties only.

- Exhibitors must include a color photo of the item to be left on display - bows and firearms will not be left on display. The photograph should be taken prior to the fair and attached to the display.
- MN and 4-H regulations for handling and storing firearms must be followed.

Exhibit Suggestions:

- Safety techniques applied to shooting activities.
- Shooting Skills (basic safety rules, basic parts and functions of each piece of equipment, care and maintenance, accessories, position).
- Design and create shooting sports equipment.
- History and nomenclature of firearms.
- Sportsmanship: Ethical behavior and responsibility.

SMALL GRAINS**Premiums: Blue, \$3; Red, \$2; White, \$1
CLASS 6803 — Small Grains****Lot**

- 10 – Grades 3-5
- 20 – Grades 6-8
- 30 – Grades 9+

Requirements:

- Crop must be grown on a farm with which you have a relationship with the producer and have interviewed the producer about the growing process. Crops must have been grown in the current or previous growing season.
- Include an informational card listing the variety if the exhibit is a crop sample.
- Be familiar with crop input costs and growing process.

Exhibit Suggestions:

- A two-quart jar or clear container (equaling 8 cups) of any small grain variety. This could include wheat, oats, rye or barley.
- A dried sample, in a 3-5 inch tied, dried bundle of the same variety.
- An educational display illustrating one of the following ideas: plant reproduction, plant growth factors, plant characteristics, usage of plants, plant growth and food production, examples of a plant disease, etc. of a small grain.

SOYBEANS**Premiums: Blue, \$3; Red, \$2; White, \$1
CLASS 6804 — Soybeans****Lot**

- 10 – Grades 3-5
- 20 – Grades 6-8
- 30 – Grades 9+

Requirements:

Crop must be grown on a farm with which you have a relationship with the producer and have interviewed the producer about the growing process. Crop must have been grown in the current or previous growing season.

Include an informational card listing the variety if the exhibit is a crop sample.

Be familiar with crop input costs and the growing process.

Exhibit Suggestions:

- A two-quart jar or clear container of soybeans.
- A dried sample, in a 3-5 inch tied, dried bundle of the same variety.
- An educational display illustrating plant reproduction, plant growth factors, plant characteristics, usage of plants or seeds, plant growth and food production, examples of a plant disease, etc of a soybean.

SPECIALTY CROPS

Premiums: Blue, \$3; Red, \$2; White, \$1
CLASS 6805 — Specialty Crops

Lot

- 10 – Grades 3-5
- 20 – Grades 6-8
- 30 – Grades 9+

Requirements:

- Crop must be grown on a farm with which you have a relationship with the producer and have interviewed the producer about the growing process. Crops must have been grown in the current or previous growing season.
- Include an informational card listing the variety if the exhibit is a crop sample.
- Be familiar with crop input costs and growing process.

Exhibit Suggestions:

- An adequate sample of a specialty crop such as sugar beets, edible beans, black beans, kidney beans, field produced sweet corn, peas, carrots, potatoes, popcorn, etc. Dried products should be in a two-quart jar or clear container; fresh products on a plate or flat box.
- A dried sample, in a 3-5 inch tied, dried bundle of the same variety.
- An educational display illustrating one of the following ideas: plant reproduction, plant growth factors, plant characteristics, usage of plants, plant growth and food production, examples of a plant disease, etc. of a specialty crop.

4-H and FFA VEGETABLE GARDENING BOX

Premiums: Blue, \$3; Red, \$2; White, \$1
CLASS 6200 — Vegetable Gardening

Lot

- 10 – Grades 3-5
- 20 – Grades 6-8
- 30 – Grades 9+

Requirements:

- Label vegetables with proper variety names.
- When exhibiting a collection of vegetables, the collection should include six different kinds of vegetables (For example: 1 large specimen + 3 medium specimen + 2 small specimen = 6 different vegetable specimens for this project choosing any combination of the following:
 - One large vegetable specimen (cabbage, squash, melon, pumpkin, cauliflower, etc.)
 - Three different medium sized vegetable specimens and 3 of each specimen (tomatoes, onions, peppers, cucumbers, kohlrabi, carrots, beets, turnips, etc.)
 - Two small vegetable specimen's and 6-12 of each specimen (green beans, peas, lima beans, etc.)
- The exhibit must be produced at home or by a close relative. Can NOT be store purchased.

Exhibit Suggestions:

- A box (fruit crate size) or clear Rubbermaid container used to display vegetables. Vegetable variety is either large, medium or small.

VEGETABLE PLATE

Premiums: Blue, \$3; Red, \$2; White, \$1
CLASS 6806 — Vegetable Plate

Lot

- 10 – Grades 3-5
- 20 – Grades 6-8
- 30 – Grades 9+

Requirements:

- Label vegetables with proper variety names on an information card.
- Only have one vegetable variety (Large, Medium or Small) on the plate. (For example: Variety is Medium sized - three onions).
- The exhibit must be produced at home or by a close relative. Can NOT be store purchased.

Exhibit Suggestions

- On a disposable plate, display an example of ONE vegetable variety. Vegetable variety is either large, medium or small.
- Large vegetable: 1 sample (cabbage, squash, melon, pumpkin, cauliflower, etc.)
- Medium sized vegetables: 3 of each specimen (tomatoes, potatoes, onions, peppers, cucumbers, kohlrabi, carrots, beets, turnips, asparagus, etc.)
- Small vegetable: 6-12 of each specimen (green beans, peas, cherry tomatoes, jalapenos, lima beans, etc.)

LARGEST VEGETABLE

Premiums: Blue, \$3; Red, \$2; White, \$1
CLASS 6807 — Largest Vegetable

Lot

- 10 – Grades 3-5
- 20 – Grades 6-8
- 30 – Grades 9+

Requirements:

- Include an information card with name, plant variety and date planted.
- Stalks of Field Corn should have roots on the stalk.
- The exhibit must be produced at home or by a close relative. Can NOT be store purchased.

Exhibit Suggestions:

- Squash, Cabbage, Pumpkin, Melons, Tallest stalk of Field Corn.

4-H and FFA VETERINARY SCIENCE

Premiums: Blue, \$3; Red, \$2; White, \$1
CLASS 6300 — Veterinary Science

Lot

- 10 – Grades 3-5
- 20 – Grades 6-8
- 30 – Grades 9+

Note: Veterinary Science is an in depth project around veterinary science topics. Be prepared to discuss research techniques and source information. Do not bring live animals.

Exhibit Suggestions:

- An exhibit focused on technology or industry advancements in veterinary science.
- An exhibit on diseases of animals focusing on the history, management, prevention.
- An exhibit on use of different medications in veterinary science focusing on dosage, records, implications of use, impact on the industry.

- An exhibit focused on surgical and nonsurgical procedures used in veterinary medicine.
- An exhibit focused on careers in veterinary science.
- A model of the skeletal system of an animal.

WATER/ WETLAND/ WATER RESOURCES

Premiums: Blue, \$3; Red, \$2; White, \$1
CLASS 6400 — Water Resources

Lot

- 10 – Grades 3-5
- 20 – Grades 6-8
- 30 – Grades 9+.

Requirement:

- Please follow local or state policies for collecting, removing and/or transporting plants and other organisms.

Exhibit Suggestions:

- Demonstrate water's unique chemical/physical properties, such as how heat and salt affect water density or how a wetland ecosystem changes throughout the seasons.
- Project showing how water is necessary for life, such as a display on water/wetland ecosystem services like filtration or nutrient cycles from plants.
- Share how water connects earth systems like a poster displaying your local water cycle or watershed.
- Research your local water body's thermoclines or nutrient cycles.
- Display on how water is used by people, such as a record tracking your family's water footprint at home, model showing stormwater runoff, or map showcasing water accessibility or insecurity in a region of the world.
- Exhibit detailing water/wetland resource management measures or a map of local, regional, state, or global water bodies and water quality.

WEEDS & PESTS

Premiums: Blue, \$3; Red, \$2; White, \$1
CLASS 6808 — Weeds & Pests

Lot

- 10 – Grades 3-5
- 20 – Grades 6-8
- 30 – Grades 9+

Exhibit Suggestions:

- A display or presentation highlighting any current pests in agriculture or horticulture. Could include their life cycle, prevention or treatment, their impact on the plant, etc.
- A weed display or book identifying different weeds in agriculture or horticulture. Highlight one weed in depth, a class of weeds (such as grasses or broad leaves) or a collection of different weeds. Could include identification details, life cycle, weed control, the impact on crop production, etc.
- Note: Do not include live or dried noxious weed samples in your display(check current listing at <https://www.mda.state.mn.us/plants/pestmanagement/weedcontrol/noxiouslist.aspx>). If you are bringing in a sample of weed seeds, put it in a sealed container.

WILDLIFE/BIOLOGY

Premiums: Blue, \$3; Red, \$2; White, \$1
CLASS 6500 — Wildlife/Biology

Lot

- 10 – Grades 3-5
- 20 – Grades 6-8
- 30 – Grades 9+

Activities may include tracking wildlife, building nesting boxes and exploring careers.

Requirement:

- All wild game used in exhibits must be tagged appropriately according to state laws.

Exhibit Suggestions:

- Create a guide of wild animals of Minnesota - Describe habitat, diet, and shelter needs.
- A wildlife management plan - show practices related to land use and forest management for wildlife such as controlled burns, logging, planting.
- Explore basic concepts of Wildlife Management.
- Explain factors that threaten or endanger animal species such as urbanization, climate change, or habitat loss. Or explore a species that went extinct and why it happened.
- Build a bird or bat house, nesting structure, hibernaculum, animal shelter structures.
- Show a photo you took, a sketch you drew or a poem or story you wrote about your favorite wildlife encounter.
- Display a collection or identified wildlife scat (droppings), skulls or skins. How do they differ? Why?
- Show how wildlife can be classified into herbivores, carnivores or omnivores using skull diagrams.
- Write a wildlife landscape habitat plan.
- Report on animal adaptations, such as animal camouflage.
- Make a display that details a food chain/web of a particular habitat.
- Explain the life cycle of your favorite wild animal in a video, poster or display.
- Shadow or volunteer at a nature center or park and share your experience using a journal, video, or display.

INDUSTRIAL TECHNOLOGY

Premiums: Blue, \$3; Red, \$2; White, \$1

It is encouraged that youth provide a binder or supporting documentation about the work on the project - pictures of the process, statement of materials purchased or tools utilized. Please contact 4-H staff if your project is considered an oversized exhibit to arrange for space.

CLASS 6810 - Metal Work

Lot

- 01 - Grades 3-5
- 02 - Grades 6-8
- 03 - Grades 9+

Exhibit Suggestions:

- Metal work is the creation of metal structures by cutting, bending and assembling processes. It is a value-added process involving the creation of machines, parts, and structures from various raw materials. Could also include a display on properties, uses or processing metals.

CLASS 6811 - Woodworking

Lot

- 01 - Grades 3-5
- 02 - Grades 6-8
- 03 - Grades 9+

Exhibit Suggestions:

- Woodworking is the skill of making items from wood (or wood substitute/alternative product), and could include cabinet making (cabinetry and furniture), woodcarving, joinery, carpentry, woodturning or other wood manipulation techniques. Could also include a display on properties, uses or processing of wood or wood alternatives.

MECHANICAL SCIENCE

Premiums: Blue, \$3; Red, \$2; White, \$1

CLASS 6812

Includes (but not limited to) automotive, implement, heavy equipment, recreation vehicle, small engine, tractor, electric type of projects. Includes past projects of Electric, Small Engines and Tractor.

Lot

- 01 - Grades 3-5
- 02 - Grades 6-8
- 03 - Grades 9+

Requirements:

- Motorized projects must adhere to safe building and operating design.
- Check space and transportation requirements for large exhibits with your local Extension Educator.
- Fuel must be removed from exhibits for display (fuel can be added for judging, but then removed for safety).
- A colored wiring diagram or schematic must accompany all electric and electronic exhibits. Safety must be reviewed when working with electricity.

Exhibit Suggestions:

- A display of a machine or a piece of equipment.
- A display on the history, purpose, technology or design of a machine or a piece of equipment.
- Engine that has been reconditioned or repaired.
- A device constructed utilizing a power source.
- Restoration of an engine, vehicle, tractor, machine or implement (bodywork and/or mechanical)
- Modification of an engine, vehicle, tractor, machine or implement.
- If bringing an engine, vehicle, tractor, machine or implement as a project, consider including a binder or display outlining your project process.
- Diagram of wiring in your home/farm showing switch locations, fuse boxes, wire size, capacities, fuse sizes, total bulk wattage, appliance wattage, number of circuits, and type of wiring installation.
- Explore careers in this project area and explain why they interest you.

YOUTH LEADERSHIP

Premiums: Blue, \$3; Red, \$2; White, \$1

CLASS 6600 — Youth Leadership

Lot

- 10 – Grades 3-5
- 20 – Grades 6-8
- 30 – Grades 9+

Exhibit Requirements:

- Members exhibiting in this project should be prepared to discuss and/or have written information about what they learned about their ability to lead a project. Members should share how they've built an understanding of self, developed skills, learned how to work with others, overcome obstacles or adjusted goals, developed understanding of making decisions, and/or managed and/or worked in groups.


Exhibit Suggestions:

- Share your youth leadership experience. This could include your 4-H youth leadership journey, or your leadership in an organization within your school or community.
- Share what you gained and shared from a conference or retreat you attended.
- Share a personal development plan you have implemented.
- Develop a (career and/or college prep) portfolio.
- Develop a presentation that illustrates how you've built understanding of self, developed communication skills, learned how to work with others, developed understanding of making decisions, and/or managing and/or working in groups.
- Lesson plan you've developed.
- Meeting outline or agenda developed by youth.
- Scrapbook outlining participation in leadership programs. Includes personal reflection on leadership growth and development.
- Share how you have taken the lead on a service project, and what leadership skills you gained through the project.
- Share how you have served as a mentor and/or teacher to younger youth (could be with a project area, a club activity or officer role).

All guidelines are subject to 4-H Protocol and are subject to change.



The National FFA Organization is dedicated to making a positive difference in the lives of students by developing their potential for premier leadership, personal growth and career success through agricultural education.



SPECIAL AWARDS

1. Five special \$20 awards will be given by the **Father Paul Judge Council No. 4481, Knights of Columbus** to the top demonstrators, age 14 or under, at the Cannon Valley Fair. Winner of last year's award will not be eligible for this award. In such case the next high individual receives the award.
2. Top demonstrator will be awarded \$30. (No demonstrator will be able to receive more than one demonstrator SPECIAL AWARD).
3. **The Cannon Valley Fair Board** will award ten (10) \$5 special awards to the outstanding exhibits in the 4-H building.
4. Prizes of \$30, \$20 and \$10 will be awarded to the clubs with the highest percentage of member enrollment exhibiting at the Cannon Valley Fair. (Per member, not per exhibit.)
14. A plaque to be given by **Mill's Dairy Farm** for Champion 4-H & FFA Grade Holstein.
15. A Goat Show Trough Feeder to be given by **Haycreek Farm, Keith & Morgan Allen** for Champion 4-H & FFA Senior Goat Showmanship.
16. A Goat Show Trough Feeder to be given by **Dicke Family Farm** for Champion 4-H & FFA Intermediate Goat Showmanship.
17. A Goat Show Trough Feeder to be given by **The Shannon Norstad Family** for Champion 4-H Beginner Goat Showmanship.
18. A Sheep Show Trough Feeder to be given by **Mark & Cindy Sjoquist** for Champion 4-H & FFA Senior Sheep Showmanship.
19. A Sheep Show Trough Feeder to be given by **Mark & Cindy Sjoquist** for Champion 4-H Intermediate Sheep Showmanship.
20. A Sheep Show Trough Feeder to be given by **Dr. Cindy Wolf** for Champion 4-H Beginner Sheep Showmanship.
21. A Sheep Show Trough Feeder to be given by **Tim and Kathy Coss** for Champion 4-H & FFA Breeding Ewe Lamb.
22. A Sheep Show Trough Feeder to be given by **Mill's Family Suffolk & Hampshire Sheep** for Champion 4-H & FFA Breeding yearling ewe.
23. A Sheep Show Trough Feeder to be given by **Sammuelson Club Lambs** for Champion 4-H & FFA Market Lamb.
24. A Sheep Show Trough Feeder to be given by **Jared Brinkman Family** for Open Class Supreme Champion Ewe.
25. A Sheep Show Trough Feeder to be given for Open Class Supreme Champion Ram.
26. A Goat Show Trough Feeder to be given by **Lee Bro's Farm** for 4-H & FFA Champion Female Meat Type Goat.
27. A plaque to be given by **Mark and Margie Wysocki** for 4-H & FFA Champion Meat Type Market Goat.
28. A **Herdsmanship Award** of \$15 will be presented to each 4-H Livestock exhibitor that follows proper care of their animals and exhibit area.

LIVESTOCK SPECIAL AWARDS

1. A plaque to be given by **Hovel Farms** for Champion 4-H & FFA Senior Beef Showmanship.
2. A plaque to be given by **Stark Family Shorthorns** for Champion 4-H & FFA Intermediate Beef showmanship.
3. A plaque to be given by **Cannon Valley Ranch**, the Bruce and LeeAnn Waugh family for Champion 4-H & FFA Beginner Beef Showmanship.
4. A plaque to be given by **Hovel Farms Partnership** for Champion 4-H & FFA Beef Breeding Heifer.
5. A plaque to be given by **Square Deal Dairy** for Champion 4-H & FFA Dairy Steer.
6. A plaque to be given by **Square Deal Dairy** for Champion 4-H & FFA Dairy Feeder Calf.
7. A plaque to be given by the **Berg Family Farm** for Champion 4-H & FFA Beef Feeder Calf.
8. A plaque to be given by **Hovel Farms** for Champion 4-H & FFA Beef Cow-Calf pair.
9. A plaque to be given by **Finnesgard Milk Transfer** for Champion 4-H & FFA Beef Market Animal.
10. The Novice Class exhibitors at the District 6 Holstein show will receive a trophy given by the **Arnie Mlsna Family**.
11. A trophy to be given by the **District VI Holstein Breeders Association** to top 4-H or FFA Holstein animal.
12. **The Arnie Mlsna Family** will award a rope halter to all 4-H Dairy Cloverbud exhibitors.
13. The **Olive Hupf Family** will award a Show Halter to the Senior Dairy Showman, a Heifer Halter to the Intermediate Dairy Showman, and a Calf Halter to the Beginner Dairy Showman in memory of Vernon and Steve Hupf.

District One *AND* Local Minn. Fairs

CANNON VALLEY FAIR

July 3-6, 2025
Cannon Falls, MN
507-263-3548
www.cannonvalleyfair.org
cannonvalleyfair@gmail.com

WINONA COUNTY FAIR

July 9 - 13, 2025
St. Charles, MN
507-932-3074
winonacountyfair@juno.com

DODGE COUNTY FAIR

July 16 - 20, 2025
Kasson, MN
www.dodgecountyfreefair.com
dodgecountyfair@kmtel.com

WABASHA COUNTY FAIR

July 30 - Aug 2, 2025
Wabasha, MN
507-251-7149
www.wabashacountyfair.org
petit534@msn.com

WASECA COUNTY FAIR

July 9 - 13, 2025
Waseca, MN
507-461-0314
robin.dulas@gmail.com
www.wasecacountyfreefair.com

FILLMORE COUNTY FAIR

July 21 - 27, 2025
Preston, MN
507-272-2261
www.fillmorecountyfair.com

RICE COUNTY FAIR

July 16 - 20, 2025
Faribault, MN
507-334-2470
www.ricecountyfair.net

OLMSTED COUNTY FAIR

July 23 - July 27, 2025
Rochester, MN
507-269-6378
judy@olmstedcountyfair.com

FREEBORN COUNTY FAIR

July 29 - August 3, 2025
Albert Lea, MN
507-373-6965
freeborncountyfair@gmail.com

WASHINGTON COUNTY FAIR

July 30 - August 3, 2025
Lake Elmo, MN
651-433-0103
WASHINGTONCOUNTYFAIR@gmail.com

DAKOTA COUNTY FAIR

August 4 - 10, 2025
Farmington, MN
651-463-8818
fair@dakotacountyfair.org

GOODHUE COUNTY FAIR

August 5 - 9, 2025
Zumbrota, MN
507-732-5001 (seasonal)
Bob Gonsior
763-229-0410
bob@ligprint.com
www.goodhuecountyfair.com

MOWER COUNTY FAIR

August 5 - 10, 2025
Austin, MN
507-433-1868
info@mowercountyfair.com

STEELE COUNTY FAIR

August 12 - 17, 2025
Owatonna, MN
507-451-5305
steelecountyfair@scff.org
507-363-6093
s.kozelka@scff.org

HOUSTON COUNTY FAIR

August 13 - 17, 2025
Caledonia, MN
houstoncountyfair@rocketmail.com
Emily Johnson
507-725-3397

EXPERIENCE THE FUN!

